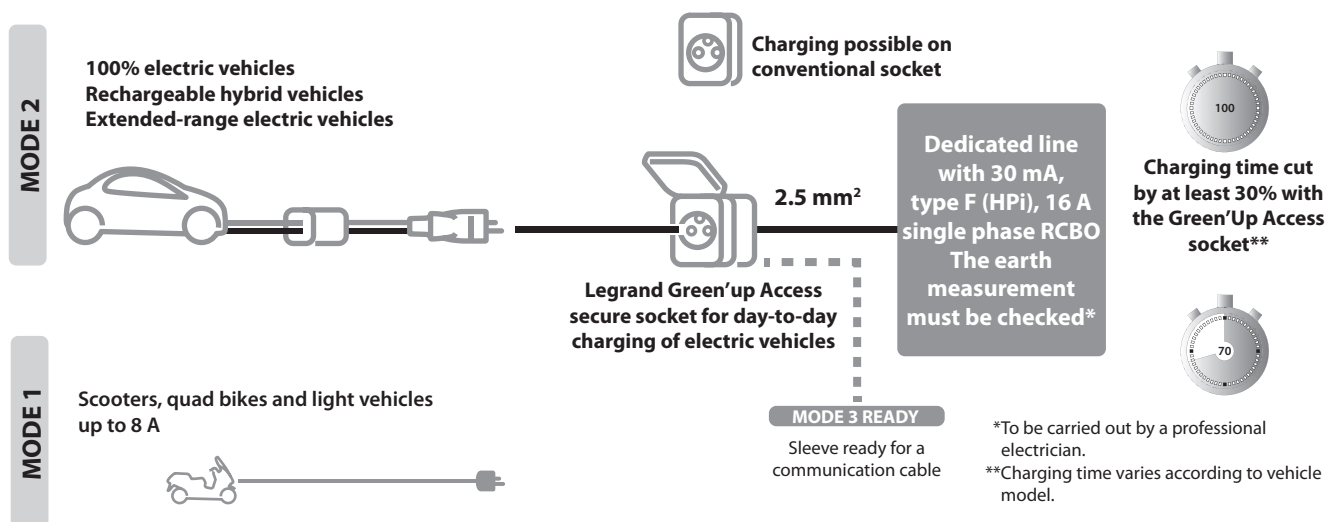


2 P+E socket outlets - German standard IP 55 - IK 10

VEHICLE MANUFACTURER DETAILS

INSTALLER DETAILS



1. USE

I - Socket outlet flush mounted 3.7 kW, modes 1 and 2, 2 P+E, 16 A, 230 V, German standard with protective shutters.

- For safe daily charging of electric vehicles supplied in modes 1 and 2 (light-duty vehicles and first-generation vehicles).
 - Cost-effective, safe 2 P+E socket certified for all electric vehicles (mode 1 and mode 2). Equipped with optimised connection terminals, metal contacts with silver surface treatment (5 µm). Equipped with **Green'up System, a Legrand technology**.
 - **Patented Green'up System:** the EV detects the secure **Green'up Access** infrastructure and selects the maximum power that can be supplied via the socket (reduced charging time).
 - Suitable for private houses and workplaces.
 - It is connected from the electrical panel via a dedicated (1 line per socket) with protection via a 30 mA - 16 A RCBO.
- Bus cable Cat. No. 0 492 31 can be used as an option to migrate to the Green'Up Premium communication terminal (full mode 3 ready).

II - The Soliroc™ IK10 range guarantees robust strength that will withstand the toughest conditions in hazardous or unsupervised areas, both indoors and outdoors (warehouses, public places, motorway service areas, offices, shops, educational institutions, places of detention, etc.). Chrome-plated metal alloy faceplates that guarantee strength as well as high resistance to scratches, graffiti, tags and lighter flames. Plate supplied with a set of 4 plugs.

The 5 commitments of the SOLIROC range

Safety: the IK10 rating (20 joule impact energy) guarantees optimum impact resistance and protection against vandalism. It is impossible to remove a SOLIROC product as it is attached using 4 zamak blanking plugs that are force-mounted on the plate (can only be removed by drilling).

Reliability: the IP55 rating guarantees lasting use over time, both indoors and outdoors. All external parts are made of zamak for optimum strength.

Practicality: the plate is thin, making it difficult to grip and therefore limiting the risk of it being torn off. Minimum space between the parts, ensured by the IP5X rating (cannot be penetrated by solid matter greater than 1 mm and protected against dust).

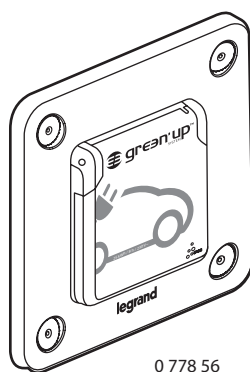
Installation: depends on the type of support structure. We recommend using 50 mm deep multi-material or concrete BATIBOX boxes (40 mm depth is permitted).

To ensure optimum holding power:


- Attach the SOLIROC plates using 4 standard screws (diameter: 4 mm, length: 40 mm).
- Select the plug according to the type of support structure. For concrete we recommend a nylon expansion plug (diameter: 6 mm, usable length: 35 mm).

Quality control: factory-inspected in accordance with ISO 9001 procedures.


2 P+E socket outlets - German standard IP 55 - IK 10



0 778 56



0 778 57



0 904 78

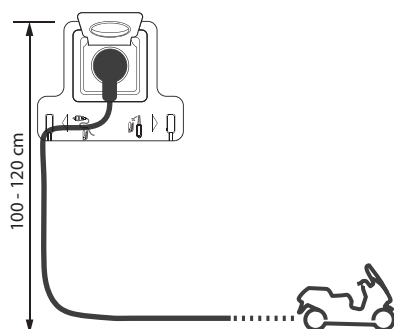
2. RANGE

Designation	Cat. Nos
2 P+E socket outlet with shutter Flush-mounted. Supplied with bracket Cat. No. 0 904 78	0 778 56
2 P+E socket outlet with lockable shutter Flush-mounted. Supplied with bracket Cat. No. 0 904 78 Supplied with a set of 2 unique keys	0 778 57
Bracket with hooks For suspending the control box	0 904 78

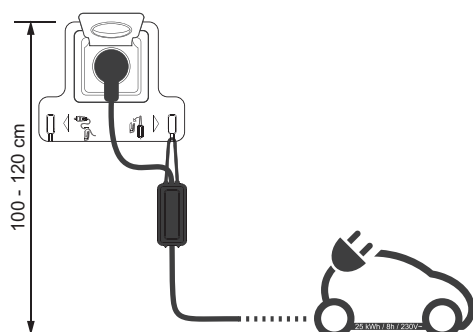
3. POSITIONING

Installation recommendation according to UTE guide C15-722U

MODE 1

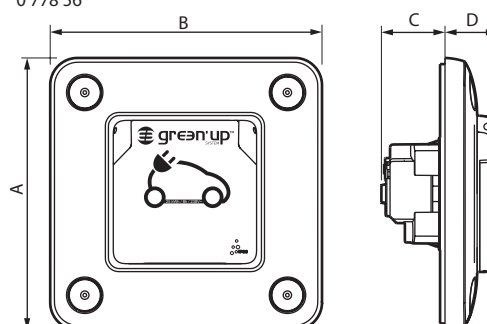


MODE 2

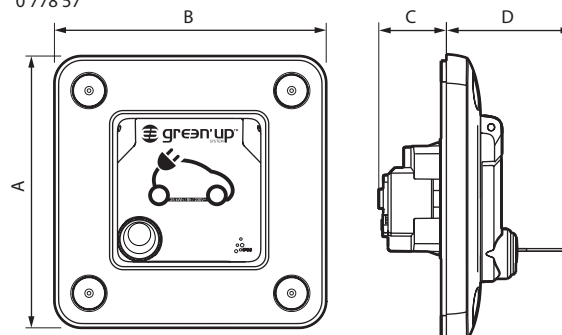


4. DIMENSIONS

0 778 56



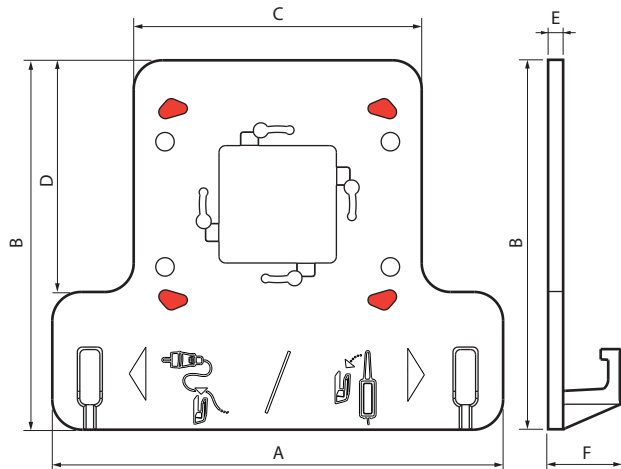
0 778 57



2 P+E socket outlets - German standard IP 55 - IK 10

4. DIMENSIONS (continued)

0 904 78



Cat. Nos	A	B	C	D	E	F
0 778 56	110	110	26	21	-	-
0 778 57	110	110	26	48	-	-
0 904 78	180	147.5	115	92.5	6	28

5. CONNECTION

Pillar terminals supplied open, with screws locked in unscrewed position

Min. capacity: 1 x 1.5 mm²

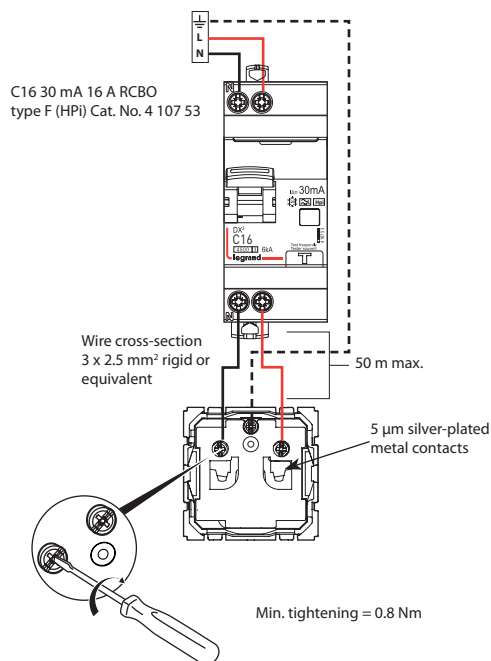
Max. capacity: 1 x 6 mm² rigid or equivalent

Min. tightening torque: 0.8 Nm

Screwdriver: Flat, 3.5 to 5 mm

Phillips No. 1

■ Wiring diagram (socket outlet only)



⚠ A single socket per dedicated line

6. TECHNICAL CHARACTERISTICS

■ 6.1 Mechanical characteristics

Penetration by solid/liquid matter: IP 55

Protection index: IK 10 vandal-resistant

Maximum impact resistance. All the products can withstand impacts of 20 joule.

Maximum holding power. Plate curved to make it difficult to grip.

■ 6.2 Materials characteristics

Plate: Zamak

Surface treatment: copper plating + acid treatment + dull nickel plating + chrome plating ≈ approximately 0.1 mm thick.

Colour: grey with matte, chrome-plated appearance

Halogen-free

Self-extinguishing:

850°C/30 s for insulating components holding live parts in place.

650°C for other insulating components.

■ 6.3 Climate characteristics

Storage and usage temperatures: - 20°C to + 40°C

■ 6.4 Electrical characteristics

Voltage: 230 V~

Power: 3.7 kW

Current: 16 A

Frequency: 50/60 Hz

Charging all electric vehicles equipped with a mode 1 or mode 2 cable, and with batteries up to 25 kW/h capacity.

Please note:

Your installer will advise you on the most suitable electricity supply tariffs for charging your vehicle.

Always unplug the socket before starting the vehicle.

Only the cables supplied with the vehicle are authorised for use with the EV sockets.

Use of extension cables or adapters is prohibited.

The EVSE box must be suspended.

Use of a voltage surge protector is recommended.

7. MAINTENANCE

Withstands cleaning products without damage.

Products such as hexane, methylated spirit, window-cleaning products, bleach diluted to 10%, graffiti remover, acetone, white spirit, white gas.

Caution: Always test before using special cleaning products.

8. ACCESSORIES

Form seals Cat. No 0 778 85

Blanking plug Cat. No 0 778 96

Bracket Cat. No 0 904 78

Fixing accessory Cat. No 0 778 83

Set of 2 unique "2A28" keys - Supplier DOM

9. STANDARDS AND APPROVALS

Conforms to standards IEC 60884-1 and NF C61314.

Conforms to the LCIE test programme for qualification of EV reinforced sockets: 125 8-hour charge-discharge cycles at 16 A at 230 V~