

2 pulse outputs module for 4 120 53

Cat. N°: 4 120 59



Contents	Pages
1. Description - Use.....	1
2. Range.....	1
3. Overall dimensions.....	1
4. Preparation - Connection.....	1
5. General characteristics.....	2
6. Compliance and approvals.....	2

1. DESCRIPTION - USE

2 pulse outputs module.
Allows the remote repetition of the energy counting
Each module is equipped with two independent and isolated outputs, associable to the count of active and/or reactive energy, positive and/or negative.

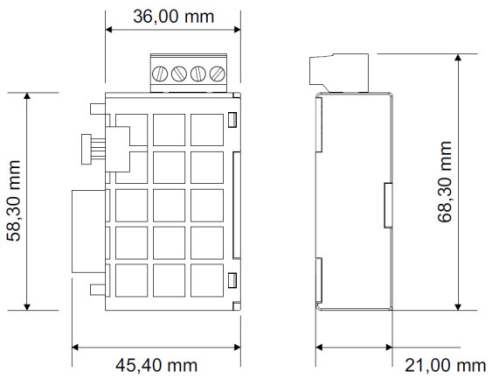
2. RANGE

. Cat. N° 4 120 59: 2 pulse outputs module; associable only to multifunction measuring device 4 120 53.
. It is possible to connect a maximum of two modules 4 120 59 obtaining four pulse outputs.

Auxiliary supply:

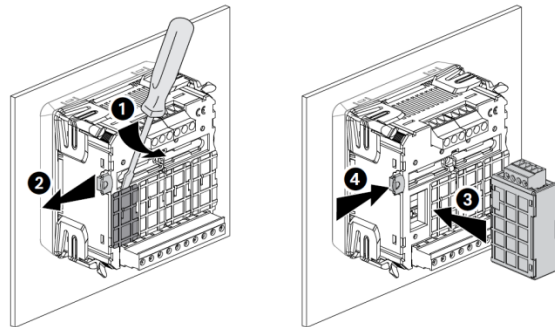
. Supplied by the multifunction measuring device 4 120 53

3. OVERALL DIMENSIONS



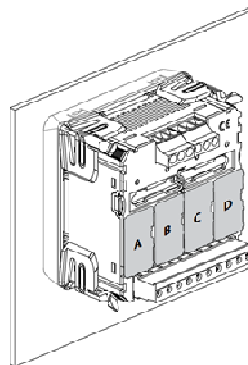
4. FIXING - CONNECTION

Fixing:



Note: modules must be connected with the device 4 120 53 not supplied.

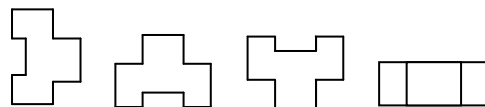
Associability table:



	A	B	C	D	
4 120 55	✓	✗	✗	✗	max. 1
4 120 56	✓	✗	✗	✗	max. 1
4 120 57	✗	✗	✓	✓	max. 2
4 120 58	✗	✗	✗	✓	max. 1
4 120 59	✓	✓	✓	✓	max. 2
4 120 60	✗	✗	✓	✓	max. 2
4 120 61	✗	✓	✗	✗	max. 1

Operating position:

. Vertical Horizontal Upside down On the side



4. FIXING - CONNECTION *(continued)*

Screw terminals:

- . Terminal depth: 8 mm.
- . Stripping length: 8 mm

Screw head:

- . Screw slotted.

Recommended tightening torque:

- . 0,6 Nm.

Tools required:

- . For terminals: flat screwdriver 3,5 mm
- . For fixing the modules to the measuring device: flat screwdriver max. 5 mm.

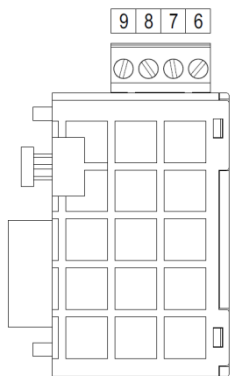
Connectable section:

- . Copper cables.

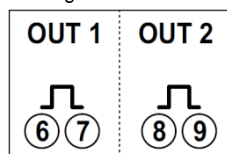
	Without ferrule	With ferrule
Rigid cable	0,05 to 4,5 mm²	-
Flexible cable	0,05 to 2,5 mm²	0,05 to 2,5 mm²

Wiring diagrams:

- . Terminals identifications



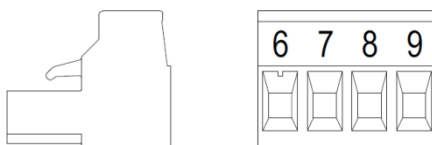
- . Wirings



5. GENERAL CHARACTERISTICS

Terminals marking:

- . By permanent ink pad printing.



5. GENERAL CHARACTERISTICS *(continued)*

Variables associable to the pulse output:

- . Positive active energy (Ea+)
- . Positive reactive energy (Er+)
- . Negative active energy (Ea-)
- . Negative reactive energy (Er-)

Pulse output's characteristics:

- . Optorelays with potential-free SPST-NO contact
- . Type S0 (IEC/EN62053-31)
- . Voltage U_{imp} : max. 27 Va.c./d.c.
- . Current I_{imp} : max. 50 mA
- . Programmable pulse weight, possible values: 10 - 100 - 1k - 10k - 100k - 1M - 10M Wh/imp or varh/imp
- . Programmable pulse duration, possible values: 50 - 100 - 200 - 300 ms.

Plastic material:

- . Self-extinguishing polycarbonate.

Ambient operating temperature:

- . Min. = - 5 °C Max. = + 55 °C.

Ambient storage temperature:

- . Min. = - 25 °C Max. = + 70 °C.

Impulse withstand voltage:

- . Supply / Out 1 - Out 2:
alternate current 50 Hz / 1 min.: 2 kV
- . Measuring inputs / Out 1 - Out 2:
alternate current 50 Hz / 1 min.: 2 kV

Note: values referred to combination measuring device + add-on module.

Average weight per device:

- . 0,030 kg.

Volume when packed:

- . 0,30 dm³

Consumption:

- . Module 4 120 59: ≤ 1 VA
- . Measuring device 4 120 53 + 1 Module 4 120 59: ≤ 5 VA
- . Measuring device 4 120 53 + 2 Modules 4 120 59: ≤ 6 VA

6. COMPLIANCE AND APPROVALS

Compliance to standards:

- . Compliance with Directive on electromagnetic compatibility (EMC) n° 2004/108/EC
- . Compliance with low voltage directive no. 73/23/CEE dated 19 February 1973, modified by directive no. 93/68/CEE dated 22 July 1993, modified by directive n° 2006/95/CE.