










# Standard version floor boxes for concrete floor

selection chart



SOCKET MOUNTING POSITION	CAPACITY	FLOOR BOX SUPPORT KITS	BACKBOXES		LIDS & TRIMS FLOORING THICKNESS ≤ 8 MM		FINISHING PLATES (OPTIONAL)		
			AUTO-ADJUSTING BACKBOX FOR SCREED HEIGHT 65 TO 90 MM	UNIVERSAL ADJUSTABLE BACKBOX FOR SCREED HEIGHT 55 TO 125 MM					
			 0 880 91	 0 880 80	 Plastic lid and trim 0 880 02	 Stainless steel lid and trim 0 880 05	 0 880 47		
<b>Adjustable horizontal</b>  Hmin: 80 mm	12 (3 x 4) modules	0 880 20	0 880 90 <sup>(1)</sup> screed height ≥ 80 mm	0 880 80 + 0 880 81 screed height ≥ 100 mm	Plastic	0 880 00	Stainless steel	0 880 15	
	18 (3 x 6) modules	0 880 21	0 880 91 <sup>(1)</sup> screed height ≥ 80 mm	0 880 80 + 0 880 82 screed height ≥ 100 mm	Metal	Stainless steel	0 880 03	Stainless steel	0 880 45
						Brass	0 880 06	Brass	0 880 48
	24 (3 x 8) modules	0 880 22	0 880 92 <sup>(1)</sup> screed height ≥ 80 mm	0 880 80 + 0 880 83 screed height ≥ 100 mm	Plastic	0 880 01	Stainless steel	0 880 16	
					Metal	Stainless steel	0 880 04	Stainless steel	0 880 46
						Brass	0 880 07	Brass	0 880 49
					Metal	Stainless steel	0 880 02	Stainless steel	0 880 17
						Brass	0 880 05	Stainless steel	0 880 47
<b>Vertical</b>  Hmin: 68 mm	8 (2 x 4) modules	0 880 23	0 880 90	OR 0 880 80 + 0 880 81	Plastic	0 880 00	Stainless steel	0 880 15	
	12 (2 x 6) modules	0 880 24	0 880 91	OR 0 880 80 + 0 880 82	Metal	Stainless steel	0 880 03	Stainless steel	0 880 45
						Brass	0 880 06	Brass	0 880 48
	16 (2 x 8) modules	0 880 25	0 880 92	OR 0 880 80 + 0 880 83	Plastic	0 880 01	Stainless steel	0 880 16	
					Metal	Stainless steel	0 880 04	Stainless steel	0 880 46
						Brass	0 880 07	Brass	0 880 49
					Metal	Stainless steel	0 880 02	Stainless steel	0 880 17
						Brass	0 880 05	Stainless steel	0 880 47
<b>Access covers</b> 	For lid and trim with 8/12 modules	0 880 39	0 880 90	OR 0 880 80 + 0 880 81	Plastic	0 880 00	Stainless steel	0 880 15	
	For lid and trim with 12/18 modules	0 880 40	0 880 91	OR 0 880 80 + 0 880 82	Metal	Stainless steel	0 880 03	Stainless steel	0 880 45
						Brass	0 880 06	Brass	0 880 48
	For lid and trim with 16/24 modules	0 880 41	0 880 92	OR 0 880 80 + 0 880 83	Plastic	0 880 01	Stainless steel	0 880 16	
					Metal	Stainless steel	0 880 04	Stainless steel	0 880 46
						Brass	0 880 07	Brass	0 880 49
					Metal	Stainless steel	0 880 02	Stainless steel	0 880 17
						Brass	0 880 05	Stainless steel	0 880 47

## MOUNTING PRINCIPLE



1: Not possible to use straight plugs