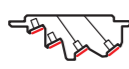


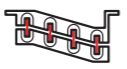


Flat copper bars selection


standard distribution

			≤ 400 A		≤ 800 A		≤ 1000 A		≤ 1600 A				≤ 4000 A				≤ 6300 A						
Flat busbars supports							Cat.Nos 0 373 22/23		Cat.Nos 0 373 24/25		Cat.Nos 0 373 12/13		Bar mounting: edgewise		Bar mounting: flat		Bar mounting: edgewise		Bar mounting: flat				
Flat copper bars			I (A)		I (A)		I (A)		I (A)		I (A)		I (A)		I (A)		I (A)		I (A)		I (A)		
Cat.Nos	Cross section (mm)	Number of bar per pole	IP ≤ 30	IP > 30	IP ≤ 30	IP > 30	IP ≤ 30	IP > 30	IP ≤ 30	IP > 30	IP ≤ 30	IP > 30	IP ≤ 30	IP > 30	IP ≤ 30	IP > 30	IP ≤ 30	IP > 30	IP ≤ 30	IP > 30	IP ≤ 30	IP > 30	
0 374 34	18 x 4	1	245	200	245	200	245	200	-	-	-	-	-	-	-	-	-	-	-	-	-	-	
0 374 38	25 x 4	1	280	250	-	-	-	-	-	-	-	-	-	-	-	-	-	-	-	-	-	-	
0 374 18	25 x 5	1	330	270	330	270	330	270	-	-	-	-	-	-	-	-	-	-	-	-	-	-	
0 374 19	32 x 5	1	450	400	450	400	450	400	-	-	-	-	-	-	-	-	-	-	-	-	-	-	
0 374 40	50 x 5	1	-	-	-	-	700	630	700	630	700	630	430	350	700	630	500	420	-	-	-	-	
		2	-	-	-	-	-	-	-	-	-	-	-	-	1150	1000	650	510	1180	1020	750	630	
		3	-	-	-	-	-	-	-	-	-	-	-	-	-	-	-	-	1600	1380	1000	900	-
		4	-	-	-	-	-	-	-	-	-	-	-	-	-	-	-	-	2020	1720	1120	1000	-
0 374 41	63 x 5	1	-	-	-	-	800	700	800	700	800	700	500	400	800	700	600	500	-	-	-	-	
		2	-	-	-	-	-	-	-	-	-	-	-	-	1350	1150	770	590	1380	1180	750	630	
		3	-	-	-	-	-	-	-	-	-	-	-	-	-	-	-	-	1900	1600	1100	1000	-
		4	-	-	-	-	-	-	-	-	-	-	-	-	-	-	-	-	2350	1950	1350	1200	-
0 374 59	75 x 5	1	-	-	-	-	-	-	950	850	950	850	600	475	950	850	700	600	-	-	-	-	
		2	-	-	-	-	-	-	-	-	-	-	-	-	1500	1300	890	700	1600	1400	1000	850	
		3	-	-	-	-	-	-	-	-	-	-	-	-	-	-	-	-	2200	1900	1250	1100	-
		4	-	-	-	-	-	-	-	-	-	-	-	-	-	-	-	-	2700	2300	1600	1400	-
0 374 43	80 x 5	1	-	-	-	-	-	-	1050	900	1000	900	630	500	1000	900	750	630	-	-	-	-	
		2	-	-	-	-	-	-	-	-	-	-	-	-	1650	1450	940	740	1700	1480	1050	900	
		3	-	-	-	-	-	-	-	-	-	-	-	-	-	-	-	-	2350	2000	1300	1150	-
		4	-	-	-	-	-	-	-	-	-	-	-	-	-	-	-	-	2850	2400	1650	1450	-
0 374 46	100 x 5	1	-	-	-	-	-	-	-	-	1250	1050	750	580	1250	1050	850	700	-	-	-	-	
		2	-	-	-	-	-	-	-	-	1900	1600	1120	900	2050	1800	1200	1050	-	-	-	-	
		3	-	-	-	-	-	-	-	-	-	-	-	-	2900	2450	1600	1400	-	-	-	-	
		4	-	-	-	-	-	-	-	-	-	-	-	-	3500	2900	1900	1650	-	-	-	-	
125 x 5	80 x 10	1	-	-	-	-	-	-	-	-	-	-	-	-	1450	1270	1000	800	-	-	-	-	
		2	-	-	-	-	-	-	-	-	-	-	-	-	2500	2150	1450	1250	-	-	-	-	
		3	-	-	-	-	-	-	-	-	-	-	-	-	3450	2900	1800	1600	-	-	-	-	
		4	-	-	-	-	-	-	-	-	-	-	-	-	4150	3450	2150	1950	-	-	-	-	
100 x 10	120 x 10	1	-	-	-	-	-	-	-	-	-	-	-	-	1460	1270	1150	950	-	-	-	-	
		2	-	-	-	-	-	-	-	-	-	-	-	-	2500	2150	1700	1500	-	-	-	-	
		3	-	-	-	-	-	-	-	-	-	-	-	-	3450	2900	2500	2000	-	-	-	-	
200 x 10		1	-	-	-	-	-	-	-	-	-	-	-	-	1750	1500	1350	1150	-	-	-	-	
		2	-	-	-	-	-	-	-	-	-	-	-	-	3050	2550	2000	1650	-	-	-	-	
		3	-	-	-	-	-	-	-	-	-	-	-	-	4150	3500	2900	2400	-	-	-	-	
		1	-	-	-	-	-	-	-	-	-	-	-	-	2000	1750	1650	1450	-	-	-	-	
		2	-	-	-	-	-	-	-	-	-	-	-	-	3600	2950	2500	2000	-	-	-	-	
		3	-	-	-	-	-	-	-	-	-	-	-	-	4800	4000	3500	3000	-	-	-	-	
		1	-	-	-	-	-	-	-	-	-	-	-	-	-	-	-	-	3300	3000	2750	2400	
		2	-	-	-	-	-	-	-	-	-	-	-	-	-	-	-	-	5200	4800	3600	3250	
		3	-	-	-	-	-	-	-	-	-	-	-	-	-	-	-	-	7000	6400	5400	4800	

Copper bars and accessories



0 374 19 + 0 373 11



0 374 40



0 374 10

"Standard" distribution

Pack	Cat.Nos	Copper bars	Rigid, flat, threaded holes			
			I permissible (A)		Holes Ø mm	Length (mm)
		Cross section (mm)	IP ≤ 30	IP > 30		
10	0 373 88	12 x 2	110	80	M5	990
10	0 373 89	12 x 4	160	125	M5	990
10	0 374 33	15 x 4	200	160	M6	990
10	0 374 34	18 x 4	245	200	M6	990
10	0 374 38	25 x 4	280	250	M6	990
4	0 374 18	25 x 5	330	270	M6	1750
4	0 374 19	32 x 5	450	400	M6	1750
<b>Rigid flat clear holes</b>						
1	0 374 40	50 x 5	700	630	10.5 - 6.5	1750
1	0 374 41	63 x 5	800	700	10.5 - 8.5	1750
1	0 374 59	75 x 5	950	850	10.5 - 6.5	1750
1	0 374 43	80 x 5	1000	900	10.5 - 6.5	1750
1	0 374 46	100 x 5	1250	1050	10.5 - 6.5	1750
<b>Flexible</b>						
Supplied flat, length 2 m						
		Cross section (mm)	IP ≤ 30	IP > 30		
1	0 374 10	13 x 3	200	160		
1	0 374 67	20 x 5	400	250		
1	0 374 11	24 x 4	400	250		
1	0 374 12	32 x 5	630	400		
1	0 374 57	50 x 5	850	630		
1	0 374 58	50 x 10	1250	1000		

Pack	Cat.Nos	Accessories
10	0 373 11	<b>Isolating profile</b> Isolating profile for flat copper bars 18 x 4, 25 x 4, 25 x 5 and 32 x 5 mm, length 1 m Supplied with fixing clips
50	0 367 74	<b>Insulating screws</b> M6 x 10
50	0 367 75	<b>HF screws with contact washe</b> M6 x 10