

IEC SYSTEM FOR MUTUAL RECOGNITION OF TEST CERTIFICATES FOR ELECTRICAL EQUIPMENT
(IECEE) CB SCHEME

CB TEST CERTIFICATE

Product

Switch for fixed electrical installation

Name and address of the applicant

LEGRAND FRANCE

128 AVENUE DU MARECHAL DE LATTRE DE TASSIGNY
87045 LIMOGES CEDEX
FRANCE

Name and address of the manufacturer

LEGRAND FRANCE

128 AVENUE DU MARECHAL DE LATTRE DE TASSIGNY
87045 LIMOGES CEDEX
FRANCE

Name and address of the factory

See Annex

Note: When more than one factory, please report on page 2

 Additional Information on page 2

Ratings and principal characteristics

6 A ; 10 A ; 10 AX ; 16 AX, 250 V~
See Annex

Trademark (if any)



Customer's Testing Facility (CTF) Stage used

/

Model / Type Ref.

VALENA Series

References : See Annex

Additional information (if necessary may also be reported on page 2)

Supersedes CBTC FR 665015B/A3 dated 10/10/2016. Updating the list of product references

 Additional Information on page 2


A sample of the product was tested and found to be in conformity with

IEC 60669-1:1998(ed.3) +A1:1999 +A2:2006

As shown in the Test Report Ref. No. which forms part of this Certificate

87006-578294, 87006-578294/7, 102524-603913,
121688-643311B, 130899-663536Cr2016-10-05, 131584-664986A,
132235-666597A, 136897-675808, 136898-675824A,
137906-677820, 143025-688868A, 143025-688868B,
150730-709908, 102524-603915, 150730-709904B

This CB Test Certificate is issued by the National Certification Body

LCIE – Laboratoire Central des Industries Electriques
33, avenue du Général Leclerc – BP8
FR 92 266 Fontenay aux Roses Cedex
www.lcie.frLABORATOIRE CENTRAL DES
INDUSTRIES ELECTRIQUES
S.A.S au capital de 150745084 €
RCS Nanterre 4408363174
33 Avenue du Général Leclerc
F – 92266 FONTENAY AUX ROSES

Date: 19/07/2018

Signature: **Jean-François BRUEL**
Certification Officer

ANNEX

Name and address of the factories:**LEGRAND FRANCE**

ZONE INDUSTRIELLE ROUTE D'EVRON BP 36
72140 SILLE LE GUILLAUME
FRANCE

LEGRAND MAGYARORSZAG VILLAMOSSAGI RENDSZEREK ZRT

IPARTELEPI UT 14 PF 10
6600 SZENTES
HUNGARY

NOVATEUR ELECTRICAL & DIGITAL SYSTEMS PRIVATE LTD

A-2, M1DC, VILLAGE MALEGAON
422113 SINNAR
INDIA

BTICINO SPA

4 VIA LUCIANO MANARE
22036 ERBA
ITALY

NP PLASTIC HUNGARIA


IPARIS PARK 07/6
5440 KUNSZENMARTON
HUNGARY

LACROIX ELECTRONICS

ZI ZRIBA HAMMAM
1152 ZAGHOUAN
TUNISIA



LCIE – Laboratoire Central des Industries Electriques
33, avenue du Général Leclerc – BP8
FR 92 266 Fontenay aux Roses Cedex
www.lcie.fr



LABORATOIRE CENTRAL DES
INDUSTRIES ELECTRIQUES
S.A.S au capital de 13 745 000 €
RCS Nanterre 4408 963 174
33 Avenue du Général Leclerc
F - 92266 FONTENAY AUX ROSES

Date: 19/07/2018

Signature: **Jean-François BRUEL**
Certification Officer


ANNEX (continued)

References, ratings and main characteristics:

INMATIC							
Type References	References mechanism only	Patern N°	actuating	Terminals	Rated	Spécificity	
7 52X X1 ND001	7 520 01	1	R	slt	10AX / 250 V ~		
7 52X X6 ND003	7 520 06 7 520 16	6	R	slt	10AX / 250 V ~		
ND004	7 520 10	6	R	slt	10AX / 250 V ~	with supplementary terminals	
ND005	7 520 27	6	R	slt	16AX / 250 V ~		
7 52X 11 ND006	7 520 11	6	RM	slt	6A/250V~		
ND007	7 520 17	6	RM	slt	6A/250V~	with supplementary terminals	
7 52X X5 ND008	7 520 05	5	R	slt	10AX / 250 V ~		
ND010	7 520 08	2x6	R	slt	10AX / 250 V ~		
	7 520 28	2x6	R	slt	10AX / 250 V ~	illuminated	
ND011	7 520 18	6	R	slt	10AX / 250 V ~ (R) 6A / 250V ~ (RM)		
		6	RM				
		2x6	R				
		2x6	RM				
		6 + 6	R + RM	slt	10AX / 250 V ~ (R) 6A / 250V ~ (RM)		illuminated
		6	R				
		6	RM				
		2x6	R				
2x6	RM						
6+6	R+RM						
ND012	7 520 12	6	RM	slt	10A / 250V~		
7 52X 07 PE10V1	7 520 07	7	R	st	10AX / 250 V ~		
7 52X 02 BI16V1	7 520 02	2	R	st	16AX / 250V ~		
	7 520 41	2	R	st	16AX / 250V ~	indicator	
7 52X 03 TRI10V1	7 520 03	3x1	R	st	10AX / 250 V ~		
7 52X 23 CO10A1	7 520 23	6	CO	slt	10AX / 250 V ~		
7 52X 24 CO26P		6	COM	slt	6A/250V~		
7 52X 20 RB4P	7 520 20	4	RM	slt	6A/250V~	roller blind	
7 52X 29 RB6	7 520 29	6	R	slt	6AX / 250V~	roller blind	
7 52X 30 RB6P	7 520 30	6	RM	slt	6A/250V~	roller blind	



LCIE – Laboratoire Central des Industries Electriques
33, avenue du Général Leclerc – BP8
FR 92 266 Fontenay aux Roses Cedex
www.lcie.fr



Date: 19/07/2018

Signature: **Jean-François BRUEL**
Certification Officer


ANNEX (continued)

LIFE

Mechanism Type reference	Reference IP 44 with actuating	Reference with actuating without cover plate			Reference with actuating without cover plate RUSSIA			Patern N°	actuating	Terminals	Rated	Spécificity
	white	white	Ivory	alu	white	Ivory	alu					
7 52X X1 ND001	7 521 51	7 521 01	7 522 01	7 523 01	7 524 01	7 525 01	7 526 01	1	R	slt	10AX/250V~	
		7 521 04	7 522 04	7 523 04				1	R	slt	10AX/250V~	indicator
		7 521 61	7 521 10	7 522 10	7 523 10	7 524 10	7 525 10	7 526 10	1	R	slt	10AX/250V~
7 52X X6 ND003	7 521 56	7 521 06	7 522 06	7 523 06	7 524 06	7 525 06	7 526 06	6	R	slt	10AX/250V~	
		7 521 67	7 521 26	7 522 26	7 523 26	7 524 26	7 525 26	7 526 26	6	R	slt	10AX/250V~
7 52X 11 ND006	7 521 71	7 521 11	7 522 11	7 523 11	7 524 11	7 525 11	7 526 11	6	RM	slt	6A/250V~	
		7 521 12	7 522 12	7 523 12	7 524 12			6	RM	slt	6A/250V~	illuminated
		7 521 75	7 521 15	7 522 15	7 523 15			6	RM	slt	6A/250V~	bell
		7 521 76	7 521 16	7 522 16	7 523 16			6	RM	slt	6A/250V~	illuminated + bell
7 52X X5 ND008	7 521 55	7 521 05	7 522 05	7 523 05	7 524 05	7 525 05	7 526 05	5	R	slt	10AX/250V~	
		7 521 28	7 522 28	7 523 28	7 524 28	7 525 28	7 526 28	5	R	slt	10AX/250V~	illuminated
ND010	7 521 58	7 521 08	7 522 08	7 523 08	7 524 08	7 525 08	7 526 08	2x6	R	slt	10AX/250V~	
		7 521 59	7 521 09	7 522 09	7 523 09	7 524 09	7 525 09	7 526 09	2x6	R	slt	10AX/250V~
ND011		7 521 18	7 522 18	7 523 18				2x6	RM	slt	6A/250V~	
								6	R			
								6	RM			
		7 521 21	7 522 21	7 523 21				2x6	R	slt	10AX/250V~ (R) 6A/250V~ (RM)	
								2x6	RM			
								6 + 6	R + RM			
								6	R			
								6	RM	slt	10AX/250V~ (R) 6A/250V~ (RM)	illuminated
		7 521 22	7 522 22	7 523 22				2x6	R			
								2x6	RM			
							6 + 6	R + RM				
7 52X 07 PE10V1		7 521 07	7 522 07	7 523 07	7 524 07	7 525 07	7 526 07	7	R	st	10AX/250V~	
		7 521 48	7 522 48	7 523 48	7 524 48	7 525 48	7 526 48	7	R	st	10AX/250V~	illuminated
7 52X 02 B16V1	7 521 64	7 521 02	7 522 02	7 523 02	7 524 02	7 525 02	7 526 02	2	R	st	16AX / 250 V ~	
7 52X 03 TRI10V1		7 521 03	7 522 03	7 523 03	7 524 03	7 525 03	7 526 03	3x1	R	st	10AX/250V~	
7 52X 23 CO10A1		7 521 23	7 522 23	7 523 23				6	CO	slt	10AX/250V~	
7 52X 24 CO26P		7 521 24	7 522 24	7 523 24				6	COM	slt	6A/250V~	
7 52X 20 RB4P		7 521 20	7 522 20	7 523 20				4	RM	slt	6A/250V~	roller blind
7 52X 29 RB6		7 521 29	7 522 29	7 523 29	7 524 29	7 525 29	7 526 29	6	R	slt	6AX / 250 V ~	roller blind
7 52X 30 RB6P		7 521 30	7 522 30	7 523 30	7 524 30	7 525 30	7 526 30	6	RM	slt	6A/250V~	roller blind



LCIE – Laboratoire Central des Industries Electriques
 33, avenue du Général Leclerc – BP8
 FR 92 266 Fontenay aux Roses Cedex
www.lcie.fr



Date: 19/07/2018

 Signature: **Jean-François BRUEL**
 Certification Officer

ANNEX (continued)


Mechanism	ALLURE								Pattern N°	actuating	Terminals	Rated	Specificity
	Reference with actuating without cover plate RUSSIA				Reference with actuating without cover plate RUSSIA								
	white	ivory	alu	black	white	ivory	alu	black					
7 52X X1 ND001	7 527 01	7 528 01	7 529 01	7 529 11					1	R	slt	10AX/250V~	
7 52X X6 ND003	7527 06	7 528 06	7 529 06	7 529 16					6	R	slt	10AX/250V~	
	7 527 26	7 528 26	7 529 26	7 529 36					6	R	slt	10AX/250V~	illuminated
7 52X X5 ND008	7 527 05	7 528 05	7 529 05	7 529 15					5	R	slt	10AX/250V~	
ND010	7 527 08	7 528 08	7 529 08	7 529 18					2x6	R	slt	10AX/250V~	
	7 527 09	7 528 09	7 529 09	7 529 19					2x6	R	slt	10AX/250V~	illuminated
ND011					7 550 95	7 550 96	7 550 97	7 550 98	6	R	slt	10AX/250V~ (R) 6A / 250V ~ (RM)	
									6	RM			
									2x6	R			
									2x6	RM			
					6 + 6	R + RM							
					7 551 95	7 551 96	7 551 97	7 551 98	6	R	slt	10AX/250V~ (R) 6A / 250V ~ (RM)	
									6	RM			
									2x6	R			
				2x6					RM				
								6 + 6	R + RM				

st : screw terminals slt : screwless terminals
 R : rocker RM : rocker momentary contact
 CO : cord operate COM : cord operate momentary contact

Pattern number	See references tables
Contact opening (gap)	Normal gap
Degree of protection	IP 20 IP44 See references tables
Method of actuating	See references tables
Method of mounting	Flush type surface type with surface boxes
Method of installation	design A
Type of terminals	screw type and screwless (rigid and flexible)
Rated current (A) or (AX)	See references tables



LCIE – Laboratoire Central des Industries Electriques
 33, avenue du Général Leclerc – BP8
 FR 92 266 Fontenay aux Roses Cedex
www.lcie.fr



Date: 19/07/2018

Signature: **Jean-François BRUEL**
 Certification Officer

ANNEX (continued)


Accessories

Actuating member

	ALLURE						
	ND001 - ND003 ND004 - ND005 ND006 - ND007 ND011 - ND012	PE10V1	ND008 ND010 ND011	B116V1	TRI10V1	CO10A1	RB4P RB6 RB6P
white	7 550 05	7 550 75	7 550 25	7 551 25	7 550 35	7 550 65	7 551 45
White with bell symbol	7 550 15						
White luminous	7 550 85	7 552 75	7 552 25	7 550 45			
White luminous with label holder	7 551 15						
White HEIZUNG NOTSCHALTER				7 551 35			
Ivory	7 550 06	7 550 76	7 550 26	7 551 26	7 550 36	7 550 66	7 551 46
Ivory with bell symbol	7 550 16						
Ivory luminous	7 550 86	7 552 76	7 552 26	7 550 46			
Ivory HEIZUNG NOTSCHALTER				7 551 36			
Alu	7 550 07	7 550 77	7 550 27	7 551 27	7 550 37	7 550 67	7 551 47
Alu with bell symbol	7 550 17						
Alu luminous	7 550 87	7 552 77	7 552 27	7 550 47			
Alu HEIZUNG NOTSCHALTER				7 551 37			
Black	7 550 08	7 550 78	7 550 28	7 551 28	7 550 38	7 550 68	7 551 48
Black with bell symbol	7 550 18						
Black luminous	7 550 88	7 552 78	7 552 28	7 550 48			
Black HEIZUNG NOTSCHALTER				7 551 38			
Pearl	7 550 09	7 550 79	7 550 29	7 551 29	7 550 39	7 550 69	7 551 49
Pearl with bell symbol	7 550 19						
Pearl luminous	7 550 89	7 552 79	7 552 29	7 550 49			
Pearl HEIZUNG NOTSCHALTER				7 551 39			
Light stainless steel	7 550 13		7 551 13				
Dark stainless steel	7 550 23		7 551 23				



LCIE – Laboratoire Central des Industries Electriques
33, avenue du Général Leclerc – BP8
FR 92 266 Fontenay aux Roses Cedex
www.lcie.fr



Date: 19/07/2018

Signature: **Jean-François BRUEL**
Certification Officer

ANNEX (continued)

Actuating member

	LIFE					
	ND001 - ND003 ND004 - ND005 ND006 - ND007 ND011 - ND012	PE10V1	ND008 ND010 ND011	BI16V1	TRI10V1	RB4P RB6 RB6P
white	7 550 00	7 550 70	7 550 20	7 551 20	7 550 30	7 551 40
White with bell symbol	755010					
White luminous	7 551 00	7 552 70	7 552 20	7 550 40		
White luminous with bell symbol	7 550 50					
White luminous with label holder	7 551 10					
White HEIZUNG NOTSCHALTER				7 551 30		
Ivory	7 550 01	7 550 71	7 550 21	7 551 21	7 550 31	7 551 41
Ivory with bell symbol	7 550 11					
Ivory luminous	7 551 01	7 552 71	7 552 21	7 550 41		
Ivory luminous with bell symbol	7 550 51					
Ivory HEIZUNG NOTSCHALTER				7 551 31		
Alu	7 550 02	7 550 72	7 550 22	7 551 22	7 550 32	7 551 42
Alu with bell symbol	7 550 12					
Alu luminous	7 551 02	7 552 72	7 552 22	7 550 42		
Alu luminous with bell symbol	7 550 52					
Alu HEIZUNG NOTSCHALTER				7 551 32		

Surface box

	ALLURE		LIFE	
	1 poste	2 postes	1 poste	2 postes
White	7 555 51	7 541 92	7 541 91	7 541 92
Ivory	7 555 61	7 542 02	7 542 01	7 542 02
Aluminium	7 555 71	7 542 12	7 542 11	7 542 12

Mosaic

	LIFE
white	7 521 44
alu	7 523 44

Blank

	ALLURE	LIFE
white	7 551 85	7 551 80
Ivory	7 551 86	7 551 81
alu	7 551 87	7 551 82



LCIE – Laboratoire Central des Industries Electriques
 33, avenue du Général Leclerc – BP8
 FR 92 266 Fontenay aux Roses Cedex
www.lcie.fr

Date: 19/07/2018

 Signature: **Jean-François BRUEL**
 Certification Officer

ANNEX (continued)

Pilot light		
White illuminated to connect 230V	6 650 90	LIFE
White indicator to connect 230V	6 650 91	
White illuminated 230V for pattern 1	0 676 84	
White illuminated 230V for pattern 6	0 676 86	
White illuminated 12-48V	0 676 87	
White indicator 230V	0 676 88	ALLURE
White illuminated 230V	7 520 57	
White indicator 230V	7 520 58	

Cover plate

LIFE

design	Colour	1 gang	2 gang	3 gang	4 gang	5 gang	5 modules
basic	White	7 540 01 7 540 07	7 540 02	7 540 03	7 540 04	7 540 05	7 540 06
	Ivory	7 540 41 7 540 47	7 540 42	7 540 43	7 540 44	7 540 45	7 540 46
color	Terracotta	7 540 71	7 540 72	7 540 73	7 540 74	7 540 75	
	Lime	7 540 81	7 540 82	7 540 83	7 540 84	7 540 85	
	Adria	7 540 91	7 540 92	7 540 93	7 540 94	7 540 95	
paint full	Aluminium	7 541 31 7 541 37	7 541 32	7 541 33	7 541 34	7 541 35	7 541 36
	Pearl	7 541 41	7 541 42	7 541 43	7 541 44	7 541 45	
basic+	White / chrome	7 540 31	7 540 32	7 540 33	7 540 34	7 540 35	
	Ivory / gold	7 540 61	7 540 62	7 540 63	7 540 64	7 540 65	
fake imitation	Dark Wood	7 541 71	7 541 72	7 541 73	7 541 74	7 541 75	
	Light Wood	7 541 81	7 541 82	7 541 83	7 541 84	7 541 85	
	Inox Style	7 541 51	7 541 52	7 541 53	7 541 54	7 541 55	
	Copper Style	7 541 61	7 541 62	7 541 63	7 541 64	7 541 65	
graph	Royal White	7 541 01	7 541 02	7 541 03	7 541 04	7 541 05	
	Royal Ivory	7 541 11	7 541 12	7 541 13	7 541 14	7 541 15	
	Link	7 541 21	7 541 22	7 541 23	7 541 24	7 541 25	
labelholder	White	7 540 11	7 540 12	7 540 13			
	Ivory	7 540 51	7 540 52	7 540 53			
IP44 IK07	White	7 540 21					



LCIE – Laboratoire Central des Industries Electriques
33, avenue du Général Leclerc – BP8
FR 92 266 Fontenay aux Roses Cedex
www.lcie.fr

Date: 19/07/2018

Signature: **Jean-François BRUEL**
Certification Officer

ANNEX (end)

Cover plate		ALLURE					
design	Colour	1 gang	2 gang	3 gang	4 gang	5 gang	5 modules
basic	White	7 543 01	7 543 02	7 543 03	7 543 04	7 543 05	7 543 06
	Ivory	7 543 11	7 543 12	7 543 13	7 543 14	7 543 15	7 543 16
paint	Aluminium	7 543 91	7 543 92	7 543 93	7 543 94	7 543 95	7 543 96
	Mat Black	7 544 01	7 544 02	7 544 03	7 544 04	7 544 05	7 544 06
	Pearl	7 544 11	7 544 12	7 544 13	7 544 14	7 544 15	7 544 16
graph	Licence boy room	7 543 21					
	Licence girl room	7 543 31					
	Narcis Chrome	7 543 41	7 543 42	7 543 43	7 543 44	7 543 45	
	Narcis Gold	7 543 51	7 543 52	7 543 53	7 543 54	7 543 55	
	Flora	7 543 61	7 543 62	7 543 63	7 543 64	7 543 65	
	White Zen	7 543 71	7 543 72	7 543 73	7 543 74	7 543 75	
	Ivory Zen	7 543 81	7 543 82	7 543 83	7 543 84	7 543 85	
plaquage	White Mirror	7 544 21	7 544 22	7 544 23	7 544 24	7 544 25	
	Black Baroque	7 544 31	7 544 32	7 544 33	7 544 34	7 544 35	
	Purple Baroque	7 544 41	7 544 42	7 544 43	7 544 44	7 544 45	
	Leather	7 544 51	7 544 52	7 544 53	7 544 54	7 544 55	
	Walnut	7 544 61	7 544 62	7 544 63	7 544 64	7 544 65	
	Carbon	7 544 71	7 544 72	7 544 73	7 544 74	7 544 75	
matière	Leaf	7 544 81	7 544 82	7 544 83	7 544 84	7 544 85	
	Wires	7 544 91	7 544 92	7 544 93	7 544 94	7 544 95	
	Light nickel	7 555 01	7 555 02	7 555 03	7 555 04	7 555 05	
	Dark nickel	7 555 11	7 555 12	7 555 13	7 555 14	7 555 15	
	Palace Marble	7 555 21	7 555 22	7 555 23			
	Black Glass	7 555 31	7 555 32	7 555 33	7 555 34	7 555 35	
	White Glass	7 555 41	7 555 42	7 555 43	7 555 44	7 555 45	



LCIE – Laboratoire Central des Industries Electriques
33, avenue du Général Leclerc – BP8
FR 92 266 Fontenay aux Roses Cedex
www.lcie.fr

Date: 19/07/2018

Signature: **Jean-François BRUEL**
Certification Officer