



<b>TEST REPORT</b> <b>IEC 62471</b> <b>Photobiological safety of lamps and lamp systems</b>	
Report Reference No. ....	121433-642429-B
Date of issue .....	June 27, 2013
Total number of pages .....	17 pages
CB Testing Laboratory .....	LCIE
Address .....	33, Avenue du Général Leclerc 92260 Fontenay-aux-Roses FRANCE
Applicant's name .....	LEGRAND FRANCE
Address .....	128, Avenue du Maréchal de Lattre de Tassigny 87045 LIMOGES Cedex FRANCE
<b>Test specification:</b>	
Standard .....	IEC 62471:2006 (First Edition)
Test procedure .....	N/A
Non-standard test method .....	N/A
Test Report Form No. ....	IEC62471A
TRF Originator .....	VDE Testing and Certification Institute
Master TRF .....	Dated 2009-05
<b>Copyright © 2009 IEC System for Conformity Testing and Certification of Electrical Equipment (IECEE), Geneva, Switzerland. All rights reserved.</b>	
This publication may be reproduced in whole or in part for non-commercial purposes as long as the IECEE is acknowledged as copy-right owner and source of the material. IECEE takes no responsibility for and will not assume liability for damages resulting from the reader's interpretation of the reproduced material due to its placement and context.	
If this Test Report Form is used by non-IECEE members, the IECEE/IEC logo and the reference to the CB Scheme procedure shall be removed.	
<b>This report is not valid as a CB Test Report unless signed by an approved CB Testing Laboratory and appended to a CB Test Certificate issued by an NCB in accordance with IECEE 02.</b>	
Test item description .....	Lamp porthole
Trade Mark .....	LEGRAND FRANCE
Manufacturer .....	LEGRAND FRANCE
Model/Type reference .....	0 625 54
Ratings .....	230Vac ; 50/60Hz ; 0,6W

This document shall not be reproduced, except in full, without the written approval of the LCIE. This document contains results related only to the items tested. It does not imply the conformity of the whole production to the items tested. Unless otherwise specified, the decision of conformity takes into account the uncertainty of measurement. This document doesn't anticipate any certification decision.

Testing procedure and testing location:

☒ **CB Testing Laboratory:**

LCIE

Testing location/ address ..... :


33, avenue du Général Leclerc  
92260 Fontenay-aux-Roses  
FRANCE

☐ **Associated CB Laboratory:**

Testing location/ address ..... :

Tested by (name + signature).....:

Approved by (+ signature) .....:


☐ **Testing procedure: TMP**

Tested by (name + signature).....:

Approved by (+ signature) .....:

Testing location/ address ..... :

☐ **Testing procedure: WMT**

Tested by (name + signature).....:

Witnessed by (+ signature).....:

Approved by (+ signature) .....:

Testing location/ address ..... :

☐ **Testing procedure: SMT**

Tested by (name + signature).....:

Approved by (+ signature) .....:

Supervised by (+ signature).....:

Testing location/ address ..... :

☐ **Testing procedure: RMT**

Tested by (name + signature).....:

Approved by (+ signature) .....:

Supervised by (+ signature).....:

Testing location/ address ..... :

**Summary of testing:**
**Tests performed (name of test and test clause):**


All applicable tests of the standard IEC 62471 edition 1

**Testing location:**

LCIE  
33, avenue du Général Leclerc  
92260 Fontenay-aux-Roses  
FRANCE

**Summary of compliance with National Differences:**

No deviations

**Copy of marking plate:**




<b>Test item particulars</b> .....	
Tested lamp .....	<input checked="" type="checkbox"/> continuous wave lamps <input type="checkbox"/> pulsed lamps
Tested lamp system .....	Lamp porthole
Lamp classification group .....	<input type="checkbox"/> exempt <input checked="" type="checkbox"/> risk 1 <input type="checkbox"/> risk 2 <input type="checkbox"/> risk 3
Lamp cap .....	N/A
Bulb .....	4 LED's CREE XLamp ML-B (LED SMT COOL WHITE 3.5mmSq 23.5lm@80mA 7.5cd 5300°Kmin)
Rated of the lamp .....	3,30Vdc ; 200mA (per LED)
Furthermore marking on the lamp .....	N/A
Seasoning of lamps according IEC standard .....	N/A
Used measurement instrument .....	<ul style="list-style-type: none"><li>- Spectroradiometer: StellarNet Inc BlueWave UVNb-25 miniature Fiber Optic Spectrometer (200-1050 nm)</li><li>- Spectroradiometer: StellarNet Inc DS_InGaAS-512 NIR d-25 miniature Fiber Optic Spectrometer (1050-1700 nm)</li><li>- OVIO optical rack in black room</li><li>- Diaphragm: D: 5mm</li></ul>
Temperature by measurement .....	20°C
Information for safety use .....	Not provided by the manufacturer
<b>Possible test case verdicts:</b>	
<ul style="list-style-type: none"><li>- test case does not apply to the test object.....: N/A</li><li>- test object does meet the requirement .....: P (Pass)</li><li>- test object does not meet the requirement .....: F (Fail)</li></ul>	
<b>Testing:</b>	
Date of receipt of test item .....	June 18, 2013
Date (s) of performance of tests .....	June 25, 2013
<b>General remarks:</b>	
<p>The test results presented in this report relate only to the object tested. This report shall not be reproduced, except in full, without the written approval of the Issuing testing laboratory. "(See Enclosure #)" refers to additional information appended to the report. "(See appended table)" refers to a table appended to the report. Throughout this report a comma is used as the decimal separator. List of test equipment must be kept on file and available for review.</p>	
<b>General product information:</b>	
Lamp porthole	
230Vac ; 50/60Hz ; 0,6W	
4 LED's CREE XLamp ML-B (LED SMT COOL WHITE 3.5mmSq 23.5lm@80mA 7.5cd	
Rating LED's: 3,30Vdc ; 200mA (per LED)	

IEC 62471			
Clause	Requirement + Test	Result – Remark	Verdict
4	<b>EXPOSURE LIMITS</b>		—
4.1	General		—
	The exposure limits in this standard is not less than 0,01 ms and not more than any 8-hour period and should be used as guides in the control of exposure		P
	Detailed spectral data of a light source are generally required only if the luminance of the source exceeds $10^4 \text{ cd/m}^2$	see clause 4.3 $>> 10^4 \text{ cd/m}^2$	P
4.3	Hazard exposure limits		—
4.3.1	Actinic UV hazard exposure limit for the skin and eye		P
	The exposure limit for effective radiant exposure is $30 \text{ J/m}^2$ within any 8-hour period		P
	To protect against injury of the eye or skin from ultraviolet radiation exposure produced by a broadband source, the effective integrated spectral irradiance, $E_s$ , of the light source shall not exceed the levels defined by:		P
	$E_s \cdot t = \sum_{200}^{400} \sum_t E_\lambda(\lambda, t) \cdot S_{UV}(\lambda) \cdot \Delta t \cdot \Delta \lambda \leq 30 \quad \text{J} \cdot \text{m}^{-2}$		P
	The permissible time for exposure to ultraviolet radiation incident upon the unprotected eye or skin shall be computed by:		P
	$t_{\max} = \frac{30}{E_s} \quad \text{s}$		P
4.3.2	Near-UV hazard exposure limit for eye		—
	For the spectral region 315 nm to 400 nm (UV-A) the total radiant exposure to the eye shall not exceed $10000 \text{ J/m}^2$ for exposure times less than 1000 s. For exposure times greater than 1000 s (approximately 16 minutes) the UV-A irradiance for the unprotected eye, $E_{UVA}$ , shall not exceed $10 \text{ W/m}^2$ .		P
	The permissible time for exposure to ultraviolet radiation incident upon the unprotected eye for time less than 1000 s, shall be computed by:		P
	$t_{\max} \leq \frac{10\,000}{E_{UVA}} \quad \text{s}$		P

IEC 62471			
Clause	Requirement + Test	Result – Remark	Verdict
4.3.3	Retinal blue light hazard exposure limit		—
	To protect against retinal photochemical injury from chronic blue-light exposure, the integrated spectral radiance of the light source weighted against the blue-light hazard function, $B(\lambda)$ , i.e., the blue-light weighted radiance, $L_B$ , shall not exceed the levels defined by:		P
	$L_B \cdot t = \sum_{300}^{700} \sum_t L_\lambda(\lambda, t) \cdot B(\lambda) \cdot \Delta\lambda \cdot \Delta t \leq 10^6 \quad \text{J} \cdot \text{m}^{-2} \cdot \text{sr}^{-1}$	for $t \leq 10^4 \text{ s}$ $t_{\max} = \frac{10^6}{L_B}$	P
	$L_B = \sum_{300}^{700} L_\lambda \cdot B(\lambda) \cdot \Delta\lambda \leq 100 \quad \text{W} \cdot \text{m}^{-2} \cdot \text{sr}^{-1}$	for $t > 10^4 \text{ s}$	P
4.3.4	Retinal blue light hazard exposure limit - small source		—
	Thus the spectral irradiance at the eye $E_\lambda$ , weighted against the blue-light hazard function $B(\lambda)$ shall not exceed the levels defined by:	see appended table 4.2	N/A
	$E_B \cdot t = \sum_{300}^{700} \sum_t E_\lambda(\lambda, t) \cdot B(\lambda) \cdot \Delta\lambda \cdot \Delta t \leq 100 \quad \text{J} \cdot \text{m}^{-2}$	for $t \leq 100 \text{ s}$	N/A
	$E_B = \sum_{300}^{700} E_\lambda \cdot B(\lambda) \cdot \Delta\lambda \leq 1 \quad \text{W} \cdot \text{m}^{-2}$	for $t > 100 \text{ s}$	N/A
4.3.5	Retinal thermal hazard exposure limit		—
	To protect against retinal thermal injury, the integrated spectral radiance of the light source, $L_\lambda$ , weighted by the burn hazard weighting function $R(\lambda)$ (from Figure 4.2 and Table 4.2), i.e., the burn hazard weighted radiance, shall not exceed the levels defined by:		P
	$L_R = \sum_{380}^{1400} L_\lambda \cdot R(\lambda) \cdot \Delta\lambda \leq \frac{50\,000}{\alpha \cdot t^{0,25}} \quad \text{W} \cdot \text{m}^{-2} \cdot \text{sr}^{-1}$	$(10 \mu\text{s} \leq t \leq 10 \text{ s})$	P
4.3.6	Retinal thermal hazard exposure limit – weak visual stimulus		—
	For an infrared heat lamp or any near-infrared source where a weak visual stimulus is inadequate to activate the aversion response, the near infrared (780 nm to 1400 nm) radiance, $L_{IR}$ , as viewed by the eye for exposure times greater than 10 s shall be limited to:		N/A
	$L_{IR} = \sum_{780}^{1400} L_\lambda \cdot R(\lambda) \cdot \Delta\lambda \leq \frac{6\,000}{\alpha} \quad \text{W} \cdot \text{m}^{-2} \cdot \text{sr}^{-1}$	$t > 10 \text{ s}$	N/A

IEC 62471			
Clause	Requirement + Test	Result – Remark	Verdict
4.3.7	Infrared radiation hazard exposure limits for the eye		—
	The avoid thermal injury of the cornea and possible delayed effects upon the lens of the eye (cataractogenesis), ocular exposure to infrared radiation, $E_{IR}$ , over the wavelength range 780 nm to 3000 nm, for times less than 1000 s, shall not exceed:		P
	$E_{IR} = \sum_{780}^{3000} E_{\lambda} \cdot \Delta\lambda \leq 18\,000 \cdot t^{-0,75} \quad W \cdot m^{-2}$	$t \leq 1000 \text{ s}$	P
	For times greater than 1000 s the limit becomes:		P
	$E_{IR} = \sum_{780}^{3000} E_{\lambda} \cdot \Delta\lambda \leq 100 \quad W \cdot m^{-2}$	$t > 1000 \text{ s}$	P
4.3.8	Thermal hazard exposure limit for the skin		—
	Visible and infrared radiant exposure (380 nm to 3000 nm) of the skin shall be limited to:		P
	$E_H \cdot t = \sum_{380}^{3000} \sum_t E_{\lambda}(\lambda, t) \cdot \Delta\lambda \cdot \Delta t \leq 20\,000 \cdot t^{0,25} \quad J \cdot m^{-2}$		P

5	MEASUREMENT OF LAMPS AND LAMP SYSTEMS		—
5.1	Measurement conditions		—
	Measurement conditions shall be reported as part of the evaluation against the exposure limits and the assignment of risk classification.		P
5.1.1	Lamp ageing (seasoning)		N/A
	Seasoning of lamps shall be done as stated in the appropriate IEC lamp standard.		N/A
5.1.2	Test environment		P
	For specific test conditions, see the appropriate IEC lamp standard or in absence of such standards, the appropriate national standards or manufacturer's recommendations.		P
5.1.3	Extraneous radiation		P
	Careful checks should be made to ensure that extraneous sources of radiation and reflections do not add significantly to the measurement results.		P
5.1.4	Lamp operation		P
	Operation of the test lamp shall be provided in accordance with:		P
	– the appropriate IEC lamp standard, or		N/A
	– the manufacturer's recommendation		P

IEC 62471			
Clause	Requirement + Test	Result – Remark	Verdict
5.1.5	Lamp system operation		P
	The power source for operation of the test lamp shall be provided in accordance with:		P
	– the appropriate IEC standard, or		N/A
	– the manufacturer' s recommendation		P
5.2	Measurement procedure		—
5.2.1	Irradiance measurements	See appended table 6.1	—
	Minimum aperture diameter 7mm.		P
	Maximum aperture diameter 50 mm.		P
	The measurement shall be made in that position of the beam giving the maximum reading.		P
	The measurement instrument is adequate calibrated.		P
5.2.2	Radiance measurements		—
5.2.2.1	Standard method		N/A
	The measurements made with an optical system.		N/A
	The instrument shall be calibrated to read in absolute radiant power per unit receiving area and per unit solid angle to acceptance averaged over the field of view of the instrument.		N/A
5.2.2.2	Alternative method	See appended table 6.1	—
	Alternatively to an imaging radiance set-up, an irradiance measurement set-up with a circular field stop placed at the source can be used to perform radiance measurements.		P
5.2.3	Measurement of source size		P
	The determination of $\alpha$ , the angle subtended by a source, requires the determination of the 50% emission points of the source.	$\alpha$ : 0,1 rd	P
5.2.4	Pulse width measurement for pulsed sources		N/A
	The determination of $\Delta t$ , the nominal pulse duration of a source, requires the determination of the time during which the emission is > 50% of its peak value.		N/A



IEC 62471			
Clause	Requirement + Test	Result – Remark	Verdict
5.3	Analysis methods		—
5.3.1	Weighting curve interpolations		P
	To standardize interpolated values, use linear interpolation on the log of given values to obtain intermediate points at the wavelength intervals desired.	See appended table 4.1	P
5.3.2	Calculations		P
	The calculation of source hazard values shall be performed by weighting the spectral scan by the appropriate function and calculating the total weighted energy.		P
5.3.3	Measurement uncertainty		P
	The quality of all measurement results must be quantified by an analysis of the uncertainty.	see Annex C in the norm	P

6	LAMP CLASSIFICATION		—
	For the purposes of this standard it was decided that the values shall be reported as follows:	See appended table 6.1	P
	– for lamps intended for general lighting service, the hazard values shall be reported as either irradiance or radiance values at a distance which produces an illuminance of 500 lux, but not at a distance less than 200 mm		P
	– for all other light sources, including pulsed lamp sources, the hazard values shall be reported at a distance of 200 mm		N/A
6.1	Continuous wave lamps		—
6.1.1	Exempt Group		—
	In the exempt group are lamps, which does not pose any photobiological hazard. The requirement is met by any lamp that does not pose:	See appended table 6.1	N/A
	– an actinic ultraviolet hazard ( $E_S$ ) within 8-hours exposure (30000 s), nor		P
	– a near-UV hazard ( $E_{UVA}$ ) within 1000 s, (about 16 min), nor		P
	– a retinal blue-light hazard ( $L_B$ ) within 10000 s (about 2,8 h), nor		N/A
	– a retinal thermal hazard ( $L_R$ ) within 10 s, nor		P
	– an infrared radiation hazard for the eye ( $E_{IR}$ ) within 1000 s		P

IEC 62471			
Clause	Requirement + Test	Result – Remark	Verdict
6.1.2	Risk Group 1 (Low-Risk)		—
	In this group are lamps, which exceeds the limits for the exempt group but that does not pose:	See appended table 6.1	P
	– an actinic ultraviolet hazard ( $E_S$ ) within 10000 s, nor		N/A
	– a near ultraviolet hazard ( $E_{UVA}$ ) within 300 s, nor		N/A
	– a retinal blue-light hazard ( $L_B$ ) within 100 s, nor		P
	– a retinal thermal hazard ( $L_R$ ) within 10 s, nor		N/A
	– an infrared radiation hazard for the eye ( $E_{IR}$ ) within 100 s		N/A
	Lamps that emit infrared radiation without a strong visual stimulus and do not pose a near-infrared retinal hazard ( $L_{IR}$ ), within 100 s are in Risk Group 1.		N/A
6.1.3	Risk Group 2 (Moderate-Risk)		—
	This requirement is met by any lamp that exceeds the limits for Risk Group 1, but that does not pose:		N/A
	– an actinic ultraviolet hazard ( $E_S$ ) within 1000 s exposure, nor		N/A
	– a near ultraviolet hazard ( $E_{UVA}$ ) within 100 s, nor		N/A
	– a retinal blue-light hazard ( $L_B$ ) within 0,25 s (aversion response), nor		N/A
	– a retinal thermal hazard ( $L_R$ ) within 0,25 s (aversion response), nor		N/A
	– an infrared radiation hazard for the eye ( $E_{IR}$ ) within 10 s		N/A
	Lamps that emit infrared radiation without a strong visual stimulus and do not pose a near-infrared retinal hazard ( $L_{IR}$ ), within 10 s are in Risk Group 2.		N/A
6.1.4	Risk Group 3 (High-Risk)		—
	Lamps which exceed the limits for Risk Group 2 are in Group 3.		N/A

IEC 62471			
Clause	Requirement + Test	Result – Remark	Verdict
6.2	Pulsed lamps		—
	Pulse lamp criteria shall apply to a single pulse and to any group of pulses within 0,25 s.		N/A
	A pulsed lamp shall be evaluated at the highest nominal energy loading as specified by the manufacturer.		N/A
	The risk group determination of the lamp being tested shall be made as follows:		N/A
	– a lamp that exceeds the exposure limit shall be classified as belonging to Risk Group 3 (High-Risk)		N/A
	– for single pulsed lamps, a lamp whose weighted radiant exposure or weighted radiance does is below the EL shall be classified as belonging to the Exempt Group		N/A
	– for repetitively pulsed lamps, a lamp whose weighted radiant exposure or weighted radiance dose is below the EL, shall be evaluated using the continuous wave risk criteria discussed in clause 6.1, using time averaged values of the pulsed emission		N/A

IEC 62471			
Clause	Requirement + Test	Result – Remark	Verdict

Table 4.1		Spectral weighting function for assessing ultraviolet hazards for skin and eye		CONSIDERED
Wavelength <sup>1</sup> $\lambda$ , nm	UV hazard function $S_w(\lambda)$	Wavelength $\lambda$ , nm	UV hazard function $S_w(\lambda)$	
200	0,030	313*	0,006	
205	0,051	315	0,003	
210	0,075	316	0,0024	
215	0,095	317	0,0020	
220	0,120	318	0,0016	
225	0,150	319	0,0012	
230	0,190	320	0,0010	
235	0,240	322	0,00067	
240	0,300	323	0,00054	
245	0,360	325	0,00050	
250	0,430	328	0,00044	
254*	0,500	330	0,00041	
255	0,520	333*	0,00037	
260	0,650	335	0,00034	
265	0,810	340	0,00028	
270	1,000	345	0,00024	
275	0,960	350	0,00020	
280*	0,880	355	0,00016	
285	0,770	360	0,00013	
290	0,640	365*	0,00011	
295	0,540	370	0,000093	
297*	0,460	375	0,000077	
300	0,300	380	0,000064	
303*	0,120	385	0,000053	
305	0,060	390	0,000044	
308	0,026	395	0,000036	
310	0,015	400	0,000030	
<sup>1</sup> Wavelengths chosen are representative: other values should be obtained by logarithmic interpolation at intermediate wavelengths. * Emission lines of a mercury discharge spectrum.				

IEC 62471			
Clause	Requirement + Test	Result – Remark	Verdict

Table 4.2		Spectral weighting functions for assessing retinal hazards from broadband optical sources		CONSIDERED
Wavelength nm	Blue-light hazard function B ( $\lambda$ )	Burn hazard function R ( $\lambda$ )		
300	0,01			
305	0,01			
310	0,01			
315	0,01			
320	0,01			
325	0,01			
330	0,01			
335	0,01			
340	0,01			
345	0,01			
350	0,01			
355	0,01			
360	0,01			
365	0,01			
370	0,01			
375	0,01			
380	0,01	0,1		
385	0,013	0,13		
390	0,025	0,25		
395	0,05	0,5		
400	0,10	1,0		
405	0,20	2,0		
410	0,40	4,0		
415	0,80	8,0		
420	0,90	9,0		
425	0,95	9,5		
430	0,98	9,8		
435	1,00	10,0		
440	1,00	10,0		
445	0,97	9,7		
450	0,94	9,4		
455	0,90	9,0		
460	0,80	8,0		
465	0,70	7,0		
470	0,62	6,2		
475	0,55	5,5		
480	0,45	4,5		
485	0,40	4,0		
490	0,22	2,2		
495	0,16	1,6		
500-600	$10^{[(450-\lambda)/50]}$	1,0		
600-700	0,001	1,0		
700-1050		$10^{[(700-\lambda)/500]}$		
1050-1150		0,2		
1150-1200		$0,2 \cdot 10^{0,02(1150-\lambda)}$		
1200-1400		0,02		

IEC 62471			
Clause	Requirement + Test	Result – Remark	Verdict

Table 5.4 Summary of the ELs for the surface of the skin or cornea (irradiance based values)						CONSIDERED
Hazard Name	Relevant equation	Wavelength range nm	Exposure duration sec	Limiting aperture rad (deg)	EL in terms of constant irradiance $W \cdot m^{-2}$	
Actinic UV skin & eye	$E_S = \sum E_\lambda \cdot S(\lambda) \cdot \Delta\lambda$	200 – 400	< 30000	1,4 (80)	30/t	
Eye UV-A	$E_{UVA} = \sum E_\lambda \cdot \Delta\lambda$	315 – 400	$\leq 1000$ $> 1000$	1,4 (80)	10000/t 10	
Blue-light small source	$E_B = \sum E_\lambda \cdot B(\lambda) \cdot \Delta\lambda$	300 – 700	$\leq 100$ $> 100$	< 0,011	100/t 1,0	
Eye IR	$E_{IR} = \sum E_\lambda \cdot \Delta\lambda$	780 – 3000	$\leq 1000$ $> 1000$	1,4 (80)	18000/t <sup>0,75</sup> 100	
Skin thermal	$E_H = \sum E_\lambda \cdot \Delta\lambda$	380 – 3000	< 10	2π sr	20000/t <sup>0,75</sup>	

Table 5.5 Summary of the ELs for the retina (radiance based values)						CONSIDERED
Hazard Name	Relevant equation	Wavelength range nm	Exposure duration sec	Field of view radians	EL in terms of constant radiance $W \cdot m^{-2} \cdot sr^{-1}$	
Blue light	$L_B = \sum L_\lambda \cdot B(\lambda) \cdot \Delta\lambda$	300 – 700	0,25 – 10	$0,011 \cdot \sqrt{(t/10)}$	$10^6/t$	
			10-100	0,011	$10^6/t$	
			100-10000	$0,0011 \cdot \sqrt{t}$	$10^6/t$	
			$\geq 10000$	0,1	100	
Retinal thermal	$L_R = \sum L_\lambda \cdot R(\lambda) \cdot \Delta\lambda$	380 – 1400	< 0,25 0,25 – 10	0,0017 $0,011 \cdot \sqrt{(t/10)}$	$50000/(\alpha \cdot t^{0,25})$ $50000/(\alpha \cdot t^{0,25})$	
Retinal thermal (weak visual stimulus)	$L_{IR} = \sum L_\lambda \cdot R(\lambda) \cdot \Delta\lambda$	780 – 1400	> 10	0,011	6000/α	

IEC 62471			
Clause	Requirement + Test	Result – Remark	Verdict

Table 6.1		Emission limits for risk groups of continuous wave lamps $\alpha$ : 0, 1 rd										P	
Risk	Action spectrum	Symbol	Units	Emission Measurement								Mod risk	
				Exempt		Low risk							
				Limit	Result	Limit	Result			Limit	Result		
Actinic UV	$S_{UV}(\lambda)$	$E_s$	$W \cdot m^{-2}$	0,001	4,027E-05	0,003	-	0,03	-	-	-		
Near UV		$E_{UVA}$	$W \cdot m^{-2}$	10	3,689E-03	33	-	100	-	-	-		
Blue light	$B(\lambda)$	$L_B$	$W \cdot m^{-2} \cdot sr^{-1}$	100	1,827E+02	10000	3,414E+02	4000000					
Blue light, small source	$B(\lambda)$	$E_B$	$W \cdot m^{-2}$	1,0*	-	1,0	-	400	-	-	-		
Retinal thermal	$R(\lambda)$	$L_R$	$W \cdot m^{-2} \cdot sr^{-1}$	$\frac{28000}{\alpha}$ (2,800E+05)	3,911E+03	$\frac{28000}{\alpha}$	-	$\frac{71000}{\alpha}$	-	-	-		
Retinal thermal, weak visual stimulus**	$R(\lambda)$	$L_{IR}$	$W \cdot m^{-2} \cdot sr^{-1}$	$\frac{6000}{\alpha}$ (6,000E+04)	-	$\frac{6000}{\alpha}$	-	$\frac{6000}{\alpha}$	-	-	-		
IR radiation, eye		$E_{IR}$	$W \cdot m^{-2}$	100	0,000E+00	570	-	3200	-	-	-		
* Small source defined as one with $\alpha < 0,011$ radian. Averaging field of view at 10000 s is 0,1 radian. ** Involves evaluation of non-GLS source													

## **SUMMARY OF CONTENTS:**

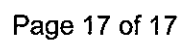
The equipment has been tested according to standard IEC 62471 edition 1.

This test report comprises 17 pages.

## **CONCLUSION:**

The apparatus is classified in group 1 according to standards IEC 62471 edition 1





**Pilegrand**  
**0 825 64**

SATI Acclivity T(253)

230V-50Hz 63W  
4Ltrs - 10 P. 60-90%

NF  
AFAS  
PERFORMANCE SATI  
SATELITE Extension

Made in France  
X 0 1 A5°C 70 12

2325AT 23145 RE-CO-1555 2.1Y

