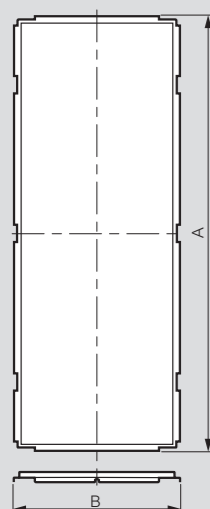


Armoires Altis™

plaques et équipements (suite)

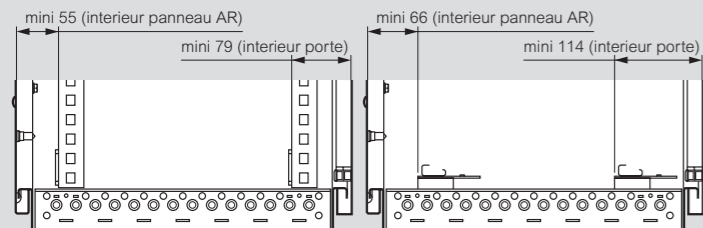
Dimensions (mm)

Cloison de séparation et d'isolement

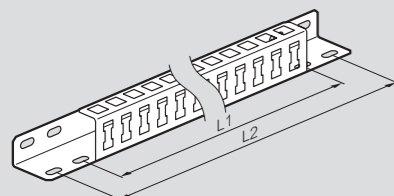


Armoires	A	B
1800 x 400	1702	303
1800 x 500	1702	403
2000 x 400	1902	303
2000 x 500	1902	403
2000 x 600	1902	503
2000 x 800	1902	703

Pattes pour châssis avec autres montants et barreau de terre

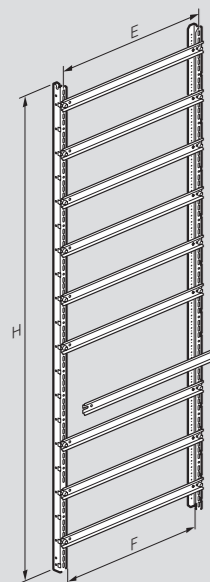


Profilés pour bridage de câbles



	L1	L2
0 472 35	600	475
0 472 36	800	675
0 472 37	1000	875
0 472 38	1200	1075
0 472 39	1600	1475

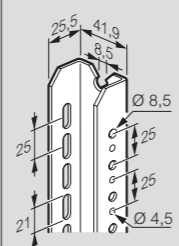
Châssis constitué de montants profilés + rails



Dim. armoires Haut. x Larg.	Châssis		
	E (entraxe)	F (passage entre montants)	H
1200 x 600	475	455	1175
1200 x 800	675	655	1175
1600 x 600	475	455	1575
1600 x 800	675	655	1575
1800 x 400	275	255	1775
1800 x 600	475	455	1775
1800 x 800	675	655	1775
1800 x 1000	875	855	1775
1800 x 1200	1075	1055	1775
2000 x 400	275	255	1975
2000 x 600	475	455	1975
2000 x 800	675	655	1975
2000 x 1000	875	855	1975
2000 x 1200	1075	1055	1975
2000 x 1600	1475	1455	1975

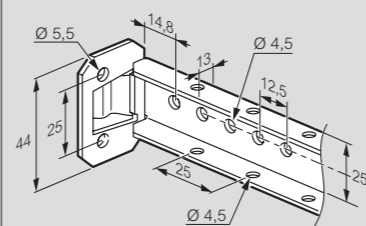
Montants profilés

Réf. 0 475 50/52/53/54

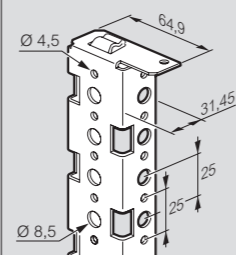


Traverses perforées

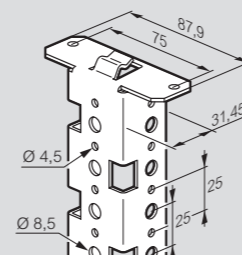
Horizontales



Multifonctions pour hauteur < 1200 m

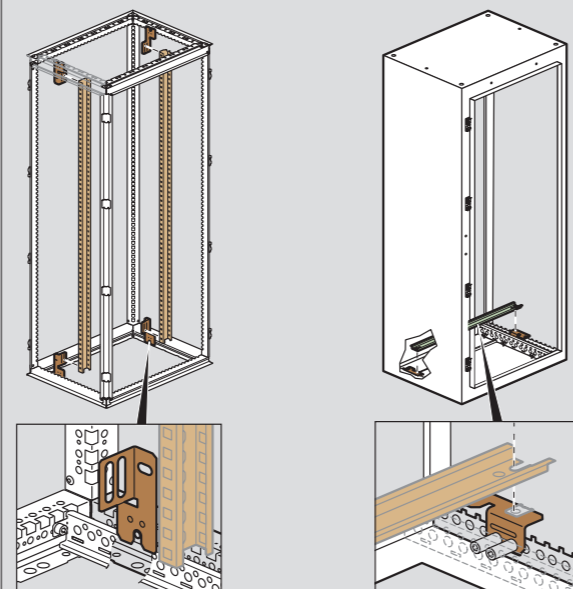


Multifonctions pour hauteur ≥ 1200 m



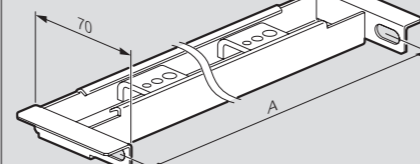
Pattes de fixation pour châssis et barreau de terre

Réf. 0 480 20



Supports pour charges lourdes

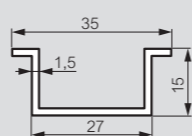
Réf. 0 474 75/76/77



Réf.	A
0 474 75	427
0 474 76	627
0 474 77	827

Rails Lina 25

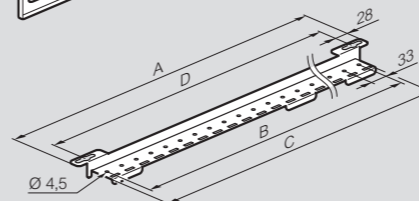
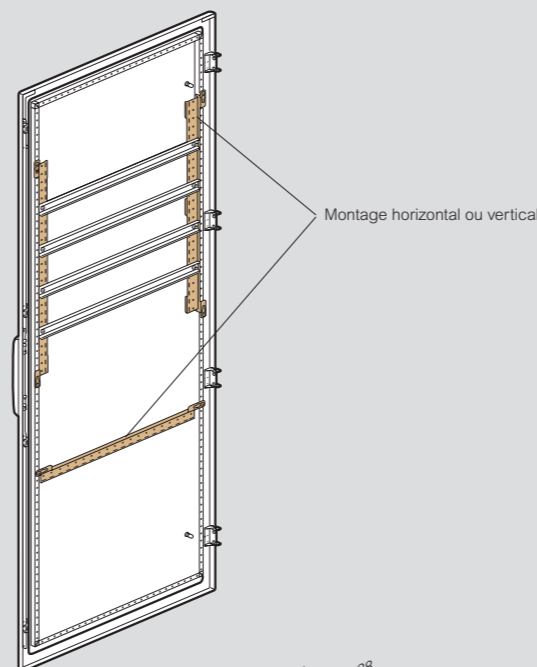
Réf. 0 477 24/26/28/30/32/36



Dimensions (mm)

Profilés pour accessoire de porte

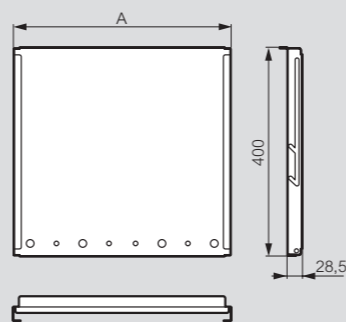
Réf. 0 477 19/20/21



Dim. armoires Larg.	A	B	C	D
600	490	425	443	450
800	690	625	643	650
1000	890	825	843	850

Tablette écriteire

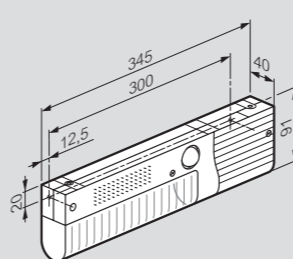
Réf. 0 477 07/08/09



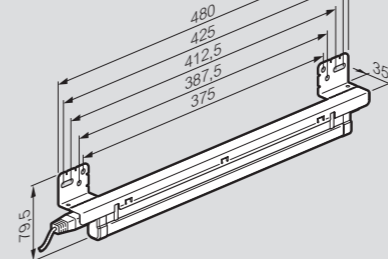
Larg. porte	A
600	441
800	641
1000	841

Eclairage

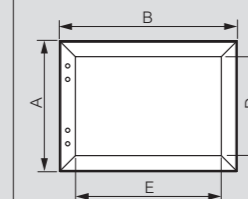
Standard
Réf. 0 482 31/32/34/35



Compact
Réf. 0 482 36



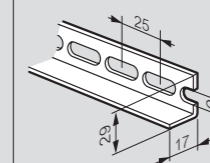
Hublots de porte à charnières



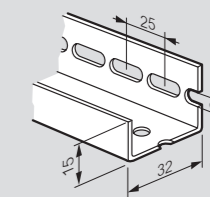
Réf.	A	B	D	E
0 475 45	300	400	230	330
0 475 46	400	400	330	330
0 475 47	500	500	430	430
0 475 48	600	400	530	330
0 475 49	600	600	530	530

Rails

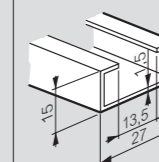
Réf. 0 361 92



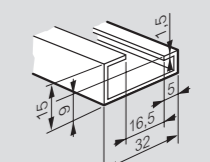
Réf. 0 361 94



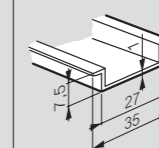
Réf. 0 389 71



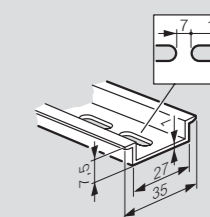
Réf. 0 374 02



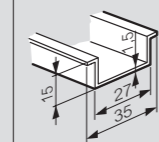
Réf. 0 374 04/477 24/26/28/30/32/36



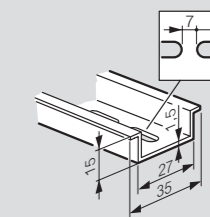
Réf. 0 477 22



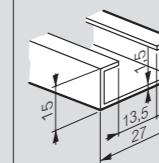
Réf. 0 374 07



Réf. 0 477 23



Réf. 0 389 71



Réf. 0 394 49

