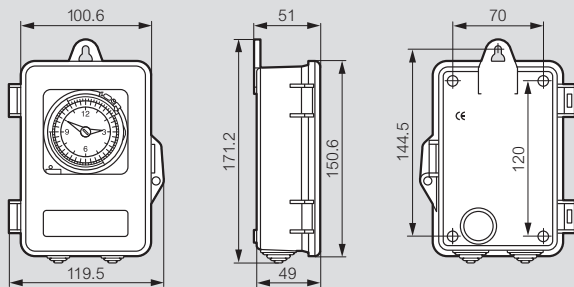


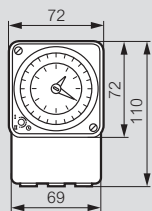
## Analogue time switches

### ■ Dimensions

Cat.No 6 499 14



Cat.No 0 497 56



### ■ Technical Characteristics

#### Analogue time switches 20 A

Conform to EN 50022, EN 55014-1, EN 55014-2, IEC 60730-1, IEC 60730-2-7, VDE 0631-1 and VDE 0631-2-7

For special applications with heavy loads like controlling:

- the lighting of commercial boards / sign boards
- water heaters
- air conditioners
- hydrochlorinators
- heating / ventilation systems
- street lighting
- blowers
- pool heaters
- electric fences
- filters, pumps and conveyers

## MicroRex Plus 2 - programmable time switches - with digital display

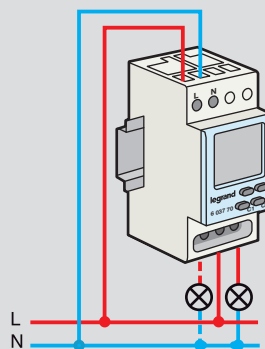
Type	MicroRex D21 plus 2	MicroRex D22 plus 2
No. of modules (17,5 mm)	2	2
Channels	1	2
Working reserve	3 years	
Switching step	1 min	
Minimum programme setting	1 min	
Accuracy	+/- 1 sec/day	
Output		
• Resistive 230 V~ cos φ = 1	16 A~	
• Incandescent lamps 230 V~	5 A~	
• Inductive 230 V~ cos φ = 0.6	10 A~	
Contacts	1 changeover	2 changeover
No. of programmes	28	14/channel
Operating temperature	-10 ... +55 °C	
Protection	IP20	

Example:

- |                     |                  |       |
|---------------------|------------------|-------|
| 1. prog.: ON 07:00h | OFF 08:15h Mo-Fr | CH1   |
| 2. prog.: ON 16:00h | OFF 20:15h Mo-SU | CH2   |
| 3. prog.: ON 10:00h | OFF 15:15h Fr    | CH1+2 |

### ■ Wiring diagram

#### MicroRex D21 Plus 2



#### MicroRex D22 Plus 2

