
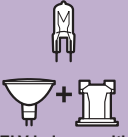




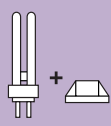
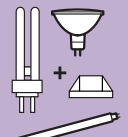





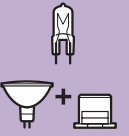



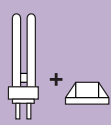
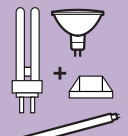

MyHOME_Up

BUS load selection chart

Actuators and dimmers max. loads at 230 V

Cat.Nos	Installation factor									
		Incandescent lamp Halogen lamp	ELV halogen with ferromagnetic transformer	ELV halogen with electronic transformer	Fluorescent tube lamp	Compact fluorescent lamp	LED lamps	Lamps with 0-10 V ballast	Lamps with DALI ballast	Motors
F411U2	2 DIN	2x2300 W	2x920 VA	2x920 VA	2x920 W	2x500 W	2x500 W	-	-	1x460 W
F411/4	2 DIN	4x460 W	4x460 VA	4x70 VA	4x70 W	4x70 W max 2 lamps	4x70 VA max 2 lamps	-	-	2x460 W
F411/1NC	2 DIN	1x2300 W	1x920 VA	1x920 W	1x920 W	1x500 W max 10 lamps	1x500 W max 10 lamps	-	-	-
BMSW1003	6 DIN	4x3680 W	4x3680 VA	4x3680 VA	4x [10x(2x36 W)]	4x1150 VA	4x500 W	-	-	-
BMSW1005	10 DIN	8x3680 W	8x3680 VA	8x3680 VA	8x [10x(2x36 W)]	8x1150 VA	8x500 W	-	-	-
F401	2 DIN	-	-	-	-	-	-	-	-	1x460 W
0 675 61	2 modules	2x1380 W	2x460 VA	2x460 W	2x460 W	2x250 W	2x250 W	-	-	1x460 W
0 675 57	2 modules	-	-	-	-	-	-	-	-	1x460 W
3476	-	1x460W	1x460 VA	-	-	1x40 W (1 lamp)	1x40 W (1 lamp)	-	-	-
F413N	2 DIN	-	-	-	-	-	-	1x460 W ballast type T5, T8, compact or driver for LED	-	-
BMDI1002	10 DIN	-	-	-	-	-	-	4x1000 VA	-	-
0 026 33	6 DIN	-	-	-	-	-	-	-	8x16 ballasts	-
F461U1	6 DIN	1x1000 W	1x1000 VA	1x1000 VA	-	-	-	-	-	-
F418U2	4 DIN	2x300 W 1x600 W	2x300 VA 1x600 VA	2x300 VA 1x600 VA	-	2x300 VA 1x600 VA	2x300 VA 1x600 VA	-	-	-
0 026 27	12 DIN	6x300 VA	-	-	-	6x300 VA	6x300 VA	-	-	-

Actuators and dimmers max. loads at 110 V

Cat.Nos	Installation factor									
		Incandescent lamp Halogen lamp	ELV halogen with ferromagnetic transformer	ELV halogen with electronic transformer	Fluorescent tube lamp	Compact fluorescent lamp	LED lamps	Lamps with 0-10 V ballast	Lamps with DALI ballast	Motors
F411U2	2 DIN	2x1100 W	2x440 VA	2x440 VA	2x440 VA	2x 250 W	2x250 W	-	-	1x250 W
F411/4	2 DIN	4x220 W	4x220 VA	4x35 VA	4x35 W	4x 35 W max 2 lamps	4x35 W max 2 lamps	-	-	2x220 W
F411/1NC	2 DIN	1x1100 W	1x440 VA	1x440 W	1x440 W	1x 250 W max 5 lamps	1x250 W max 5 lamps	-	-	-
BMSW1003	6 DIN	4x1760 W	4x1760 VA	4x1760 VA	4x [5x(2x36 W)]	4x 550 VA	4x250 W	-	-	-
BMSW1005	10 DIN	8x1760 W	8x1760 VA	8x1760 VA	8x [5x(2x36 W)]	8x 550 VA	8x250 W	-	-	-
F401	2 DIN	-	-	-	-	-	-	-	-	1x220 W
0 675 61	2 modules	2x660 W	2x220 VA	2x220 W	2x220 W	2x 110 W	2x110 W	-	-	1x250 W
0 675 57	2 modules	-	-	-	-	-	-	-	-	1x220 W
3476	-	1x230 W	1x230 VA	-	-	1x 20 W (1 lamp)	1x20 W (1 lamp)	-	-	-
F413N	2 DIN	-	-	-	-	-	-	1x220 W ballast type T5, T8, compact or driver for LED	-	-
0 026 11	6 DIN	-	-	-	-	-	-	1x500 VA	-	-
BMDI1002	10 DIN	-	-	-	-	-	-	4x500 VA	-	-
0 026 33	6 DIN	-	-	-	-	-	-	-	8x16 ballasts	-
F461U1	6 DIN	1x500 W	1x500 VA	1x500 VA	-	-	-	-	-	-
F418U2	4 DIN	2x150 W 1x300 W	2x150 VA 1x300 VA	2x150 VA 1x300 VA	-	2x150 VA 1x300 VA	2x150 VA 1x300 VA	-	-	-