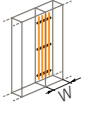
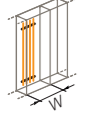
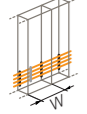

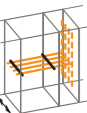



XL³ S 630 and XL³ S 4000

isolating busbar supports selection chart

Max. In (A)		Flat copper bars				C-section aluminium bars								
		400		800	3000	4000	630		1600			3200		
Mounting	Supports	400		800	3000	4000	630		1600			3200		
		400		800	3000	4000	630		1600			3200		
		XL ³ S 630				XL ³ S 630								
	Vertical at back of cable sleeve	W: 450 mm	3 399 00 + 3 379 80		3 399 06 ⁽¹¹⁾			3 399 02/03 + 3 379 79						
	Vertical at back of cabinet or enclosure	W: 16 modules						3 399 04/05 + 3 379 80						
		W: 24 modules		3 399 01 + 3 379 81				3 399 04/05 + 3 379 81						
		W: 36 modules		3 399 01 + 3 379 82				3 399 04/05 + 3 379 82						
	Main horizontal at back of enclosure	Cable sleeve W: 350 mm	3 399 00 + 3 379 79 x 2 ⁽¹⁾		3 399 06 ⁽¹¹⁾ + 3 379 79 x 2 ⁽¹⁾			3 399 02/03 + 3 379 79 x 2 ⁽¹⁾						
		W: 16 modules	3 399 00 + 3 379 80 x 2 ⁽¹⁾		3 399 06 ⁽¹¹⁾ + 3 379 80 x 2 ⁽¹⁾			3 399 02/03 + 3 379 80 x 2 ⁽¹⁾						
		W: 24 modules	3 399 00 + 3 379 81 x 2 ⁽¹⁾		3 399 06 ⁽¹¹⁾ + 3 379 81 x 2 ⁽¹⁾			3 399 02/03 + 3 379 81 x 2 ⁽¹⁾						
		W: 36 modules	3 399 00 + 3 379 82 x 2 ⁽¹⁾		3 399 06 ⁽¹¹⁾ + 3 379 82 x 2 ⁽¹⁾			3 399 02/03 + 3 379 82 x 2 ⁽¹⁾						
		XL ³ S 4000				XL ³ S 4000								
	Main horizontal at top or at bottom of enclosure	D: 400			3 399 20/23 + 3 399 36/37/38/39 ⁽⁵⁾				3 399 20/23 + 3 399 40 ⁽⁵⁾			3 399 20 + 3 399 23 + 3 399 24 ⁽⁵⁾		
		D: 600	Front access ⁽²⁾			3 399 21/23 + 3 399 36/37/38/39 ⁽⁵⁾			3 399 21/23 + 3 399 40 ⁽⁵⁾		3 399 25/27 + 3 399 40 ⁽⁵⁾		3 399 21 + 3 399 23 + 3 399 24 ⁽⁵⁾	3 399 25 + 3 399 27 + 3 399 24 ⁽⁵⁾
			Rear access ⁽³⁾			3 399 21/23 + 3 399 36/37/38/39 or 3 399 20/23 + 3 399 36/37/38/39 ⁽⁶⁾	3 399 29/30		3 399 21/23 + 3 399 40 or 3 399 20/23 + 3 399 40 ⁽⁶⁾		3 399 25/27 + 3 399 40 ⁽⁵⁾		3 399 21 + 3 399 23 + 3 399 24 or 3 399 20 + 3 399 23 + 3 399 24 ⁽⁶⁾	3 399 25 + 3 399 27 + 3 399 24 ⁽⁵⁾
		D: 800	Front access ⁽²⁾			3 399 22/23 + 3 399 36/37/38/39 ⁽⁵⁾			3 399 22/23 + 3 399 40 ⁽⁵⁾		3 399 26/27 + 3 399 40 ⁽⁵⁾		3 399 22 + 3 399 23 + 3 399 24 ⁽⁵⁾	3 399 26 + 3 399 27 + 3 399 24 ⁽⁵⁾
Rear access ⁽³⁾				3 399 22/23 + 3 399 36/37/38/39 or 3 399 21/23 + 3 399 36/37/38/39 ⁽⁶⁾	3 399 29/30		3 399 22/23 + 3 399 40 or 3 399 21/23 + 3 399 40 ⁽⁶⁾		3 399 26/27 + 3 399 40 or 3 399 25/27 + 3 399 40 ⁽⁶⁾		3 399 22 + 3 399 23 + 3 399 24 or 3 399 21 + 3 399 23 + 3 399 24 ⁽⁶⁾	3 399 26 + 3 399 27 + 3 399 24 or 3 399 25 + 3 399 27 + 3 399 24 ⁽⁶⁾		
	Horizontal transfer	D: 400			3 399 20/23 + 3 399 36/37/38/39 ⁽⁷⁾				3 399 20/23 + 3 399 40 ⁽⁷⁾			3 399 20 + 3 399 23 + 3 399 24 ⁽⁷⁾		
		D: 600	Front access ⁽²⁾			3 399 21/23 + 3 399 36/37/38/39 ⁽⁷⁾			3 399 21/23 + 3 399 40 ⁽⁷⁾		3 399 25/27 + 3 399 40 ⁽⁷⁾		3 399 21 + 3 399 23 + 3 399 24 ⁽⁷⁾	3 399 25 + 3 399 27 + 3 399 24 ⁽⁷⁾
			Rear access ⁽³⁾			3 399 21/23 + 3 399 36/37/38/39 or 3 399 20/23 + 3 399 36/37/38/39 ⁽⁸⁾	3 399 29/30		3 399 21/23 + 3 399 40 ⁽⁷⁾ or 3 399 20/23 + 3 399 40 ⁽⁸⁾		3 399 25/27 + 3 399 40 ⁽⁷⁾		3 399 21 + 3 399 23 + 3 399 24 ⁽⁷⁾ or 3 399 20 + 3 399 23 + 3 399 24 ⁽⁸⁾	3 399 25 + 3 399 27 + 3 399 24 ⁽⁷⁾
		D: 800	Front access ⁽²⁾			3 399 22/23 + 3 399 36/37/38/39 ⁽⁷⁾			3 399 22/23 + 3 399 40 ⁽⁷⁾		3 399 26/27 + 3 399 40 ⁽⁷⁾		3 399 22 + 3 399 23 + 3 399 24 ⁽⁷⁾	3 399 26 + 3 399 27 + 3 399 24 ⁽⁷⁾
Rear access ⁽³⁾				3 399 22/23 + 3 399 36/37/38/39 or 3 399 21/23 + 3 399 36/37/38/39 ⁽⁸⁾	3 399 29/30		3 399 22/23 + 3 399 40 ⁽⁷⁾ or 3 399 21/23 + 3 399 40 ⁽⁸⁾		3 399 26/27 + 3 399 40 ⁽⁷⁾ or 3 399 25/27 + 3 399 40 ⁽⁸⁾		3 399 22 + 3 399 23 + 3 399 24 ⁽⁷⁾ or 3 399 21 + 3 399 23 + 3 399 24 ⁽⁸⁾	3 399 26 + 3 399 27 + 3 399 24 ⁽⁷⁾ or 3 399 25 + 3 399 27 + 3 399 24 ⁽⁸⁾		
	Vertical lateral inside cable sleeve	D: 400	3 399 00 + 3 397 34		3 399 20/23 + 3 399 36/37/38/39 ⁽⁴⁾			3 399 02/03 + 3 397 34		3 399 20/23 + 3 399 40 ⁽⁴⁾				
		D: 600	Front access ⁽²⁾	3 399 00 + 3 397 35	3 399 06 + 3 397 35	3 399 21/23 + 3 399 36/37/38/39			3 399 02/03 + 3 397 35		3 399 21/23 + 3 399 40		3 399 25/27 + 3 399 40	
			Rear access ⁽³⁾	3 399 00 + 3 397 35	3 399 06 + 3 397 35	3 399 21/23 + 3 399 36/37/38/39			3 399 02/03 + 3 397 35		3 399 21/23 + 3 399 40		3 399 25/27 + 3 399 40	
		D: 800	Front access ⁽²⁾	3 399 00 + 3 397 36	3 399 06 + 3 397 36	3 399 22/23 + 3 399 36/37/38/39			3 399 02/03 + 3 397 36		3 399 22/23 + 3 399 40		3 399 26/27 + 3 399 40	
			Rear access ⁽³⁾	3 399 00 + 3 397 36	3 399 06 + 3 397 36	3 399 22/23 + 3 399 36/37/38/39			3 399 02/03 + 3 397 36		3 399 22/23 + 3 399 40		3 399 26/27 + 3 399 40	

1: Only if fixed supports are added between the structural uprights of the cabinets (depending on required Ipk)
 2: The horizontal main busbar is in the front position in the cabinet. The vertical busbars are therefore accessible from the front of the enclosure, behind the front plates (mainly by the cable sleeves).
 3: The horizontal main busbar is at the back of the enclosure. The vertical busbars are accessible from the back of the enclosure by removing the rear panels.
 4: Connection possible only with a horizontal top or bottom busbar made of C-section aluminium bars; 5: Partial chassis

6: Mounting behind the crosspiece of the central upright
 7: Mounting on crosspieces in the enclosure
 8: Mounting behind functional uprights
 9: Except depth 400 mm; 10: The 2 sets of bars are placed one above the other in the height of the cabinet; 11: Max. 630 A