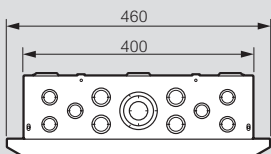
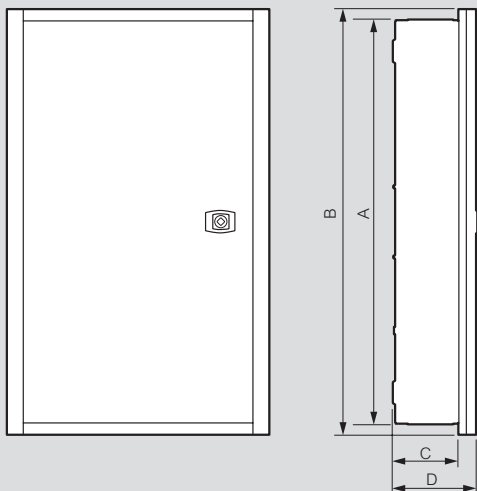


XL³-N 250 3-phase distribution boards

technical characteristics

Dimensions

Flush-mounting distribution boards

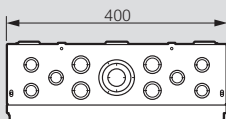
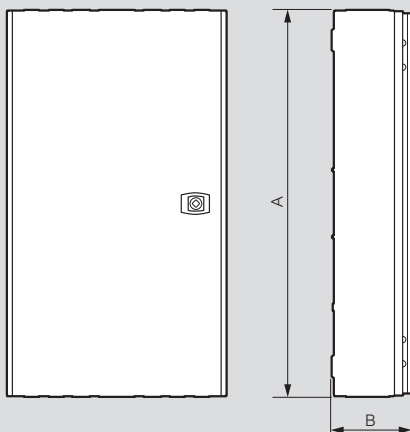


| Cat.Nos | Number of poles | Dimensions (mm) | | | |
|-------------|-----------------|-----------------|------|-----|-----|
| | | A | B | C | D |
| 6 054 50 | 12 | 594 | 633 | 114 | 145 |
| 6 054 51/58 | 18 | 648 | 687 | 114 | 145 |
| 6 054 52/59 | 24 | 702 | 741 | 114 | 145 |
| 6 054 53/60 | 30 | 756 | 795 | 114 | 145 |
| 6 054 54/61 | 36 | 810 | 849 | 114 | 145 |
| 6 054 55/62 | 42 | 864 | 903 | 114 | 145 |
| 6 054 56/63 | 48 | 918 | 957 | 114 | 145 |
| 6 054 57/64 | 54 | 972 | 1011 | 114 | 145 |

| Number of knockouts ⁽¹⁾ (top and bottom) | Size of the knockouts | | |
|--|-----------------------|--------------|--------------------|
| | Ø18 / Ø27 mm | Ø27 / Ø32 mm | Ø32 / Ø52 / Ø65 mm |
| | 6 | 4 | 1 |

1: For XL³-N 250 distribution boards only

Surface-mounting distribution boards



| Cat.Nos | Number of poles | Dimensions (mm) | |
|-------------|-----------------|-----------------|-----|
| | | A | B |
| 6 054 70 | 12 | 594 | 145 |
| 6 054 71/78 | 18 | 648 | 145 |
| 6 054 72/79 | 24 | 702 | 145 |
| 6 054 73/80 | 30 | 756 | 145 |
| 6 054 74/81 | 36 | 810 | 145 |
| 6 054 75/82 | 42 | 864 | 145 |
| 6 054 76/83 | 48 | 918 | 145 |
| 6 054 77/84 | 54 | 972 | 145 |

| Number of knockouts ⁽²⁾ (top and bottom) | Size of the knockouts | | |
|--|-----------------------|--------------|--------------------|
| | Ø18 / Ø27 mm | Ø27 / Ø32 mm | Ø32 / Ø52 / Ø65 mm |
| | 6 | 4 | 1 |

2: For XL³-N 250 distribution boards only

Cross-reference list old / new catalogue numbers

Distribution boards

| Old Cat.Nos | New Cat.Nos | Number of poles |
|-------------|-------------|-----------------|
| 6 094 50 | 6 054 50 | 12 |
| 6 094 51 | 6 054 51 | 18 |
| 6 094 52 | 6 054 52 | 24 |
| 6 094 53 | 6 054 53 | 30 |
| 6 094 54 | 6 054 54 | 36 |
| 6 094 55 | 6 054 55 | 42 |
| 6 094 56 | 6 054 56 | 48 |
| 6 094 57 | 6 054 57 | 54 |
| 6 094 58 | 6 054 58 | 18 |
| 6 094 59 | 6 054 59 | 24 |
| 6 094 60 | 6 054 60 | 30 |

| Old Cat.Nos | New Cat.Nos | Number of poles |
|-------------|-------------|-----------------|
| 6 094 61 | 6 054 61 | 36 |
| 6 094 62 | 6 054 62 | 42 |
| 6 094 63 | 6 054 63 | 48 |
| 6 094 64 | 6 054 64 | 54 |
| 6 094 70 | 6 054 70 | 12 |
| 6 094 71 | 6 054 71 | 18 |
| 6 094 72 | 6 054 72 | 24 |
| 6 094 73 | 6 054 73 | 30 |
| 6 094 74 | 6 054 74 | 36 |
| 6 094 75 | 6 054 75 | 42 |
| 6 094 76 | 6 054 76 | 48 |

| Old Cat.Nos | New Cat.Nos | Number of poles |
|-------------|-------------|-----------------|
| 6 094 77 | 6 054 77 | 54 |
| 6 094 78 | 6 054 78 | 18 |
| 6 094 79 | 6 054 79 | 24 |
| 6 094 80 | 6 054 80 | 30 |
| 6 094 81 | 6 054 81 | 36 |
| 6 094 82 | 6 054 82 | 42 |
| 6 094 83 | 6 054 83 | 48 |
| 6 094 84 | 6 054 84 | 54 |

Fixing kits

| Old Cat.Nos | New Cat.Nos | Main circuit breaker |
|-------------|-------------|----------------------|
| 6 024 90 | 6 054 90 | MCB |
| 6 024 91 | 6 054 91 | DRX 125 |
| 6 024 92 | 6 054 92 | DRX 250 |
| 6 024 96 | 6 054 96 | DPX ³ 160 |
| 6 024 97 | 6 054 97 | DPX ³ 250 |

Accessories

| Old Cat.Nos | New Cat.Nos |
|-------------|-------------|
| 6 024 93 | 6 054 93 |
| 6 024 94 | 6 054 94 |